

Activation Functions



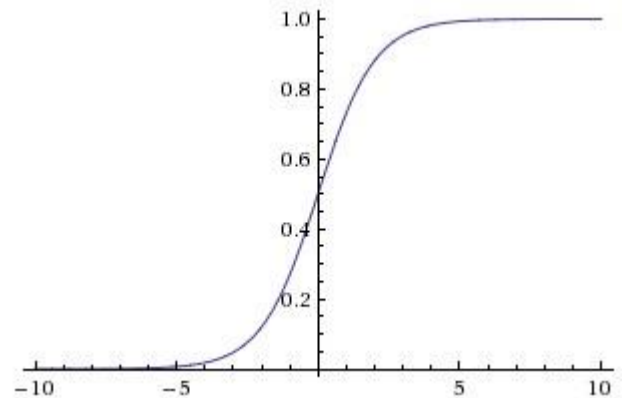
Content from Andrej Karpathy
<http://cs231n.github.io/neural-networks-1/#actfun>

CSC411/2515: Machine Learning and Data Mining, Winter 2018

Michael Guerzhoy and Lisa Zhang

Sigmoid

- $\sigma(t) = 1/(1 + \exp(-t))$
- Disadvantages:
 - $\sigma'(t)$ is very small for t outside of $t \in [-5, 5]$
 - If that happens, the neuron “dies:” the weights below the neuron the value of the neuron remains fixed (since any change to the weights is multiplied by $\sigma'(t)$)
 - $\sigma(t)$ is always positive
 - All the weights will either move in the positive direction or the negative direction during a given step of gradient descent for a given neuron
 - Slower convergence



Tanh

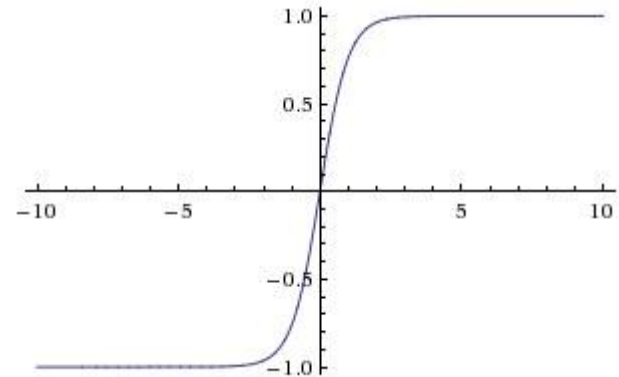
- $\tanh(t) = \frac{1 - \exp(-2t)}{1 + \exp(-2t)}$

- $(= 2\sigma(2t) - 1)$

- Not always positive

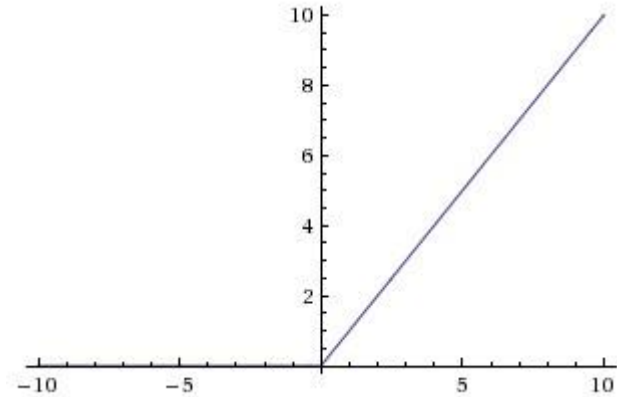
- No problem with all the weights having to move in the same direction

- Advantage over the sigmoid



ReLU

- Rectified Linear Unit
- $f(t) = \max(0, t)$
- Works well if you're careful – better than others (but needs care!)
- Cheap to compute
- Dies if t is too small
 - No gradient at all!



Summary

- Don't use Sigmoid
- Try ReLU and then tanh