


Reproducible Research

TOM GAULD

NewScientist



SML310: Research Projects in Data Science, Fall 2019

Michael Guerzhoy

(Unrelatedly)

TOM GAULD

NewScientist

THE THREE LITTLE SCIENTISTS AND THE BIG BAD WOLF



The big bad wolf came to the first little scientist's house and tried to blow it down. But the house was built of graphene, so was much too strong.



The second little scientist had built his house of ceramic meta-materials. Once again, the big bad wolf tried and failed to blow the house down.



The third little scientist had built his house of nano-engineered concrete. The big bad wolf blew and blew until he fell exhausted to the ground.

The scientists tagged the wolf, released him back into the wild and began a study of his habitat and behaviour.



Advertisement

2019 Top Employer Podcasts
Interviews with top companies



Science Careers

[> Listen Now](#)

SHARE

RESEARCH ARTICLE



Estimating the reproducibility of psychological science


Open Science Collaboration^{*,†}

**All authors with their affiliations appear at the end of this paper.*

[†]Corresponding author. E-mail: nosek@virginia.edu

- Hide authors and affiliations

Science 28 Aug 2015:
Vol. 349, Issue 6251, aac4716
DOI: [10.1126/science.aac4716](https://doi.org/10.1126/science.aac4716)

**Science**

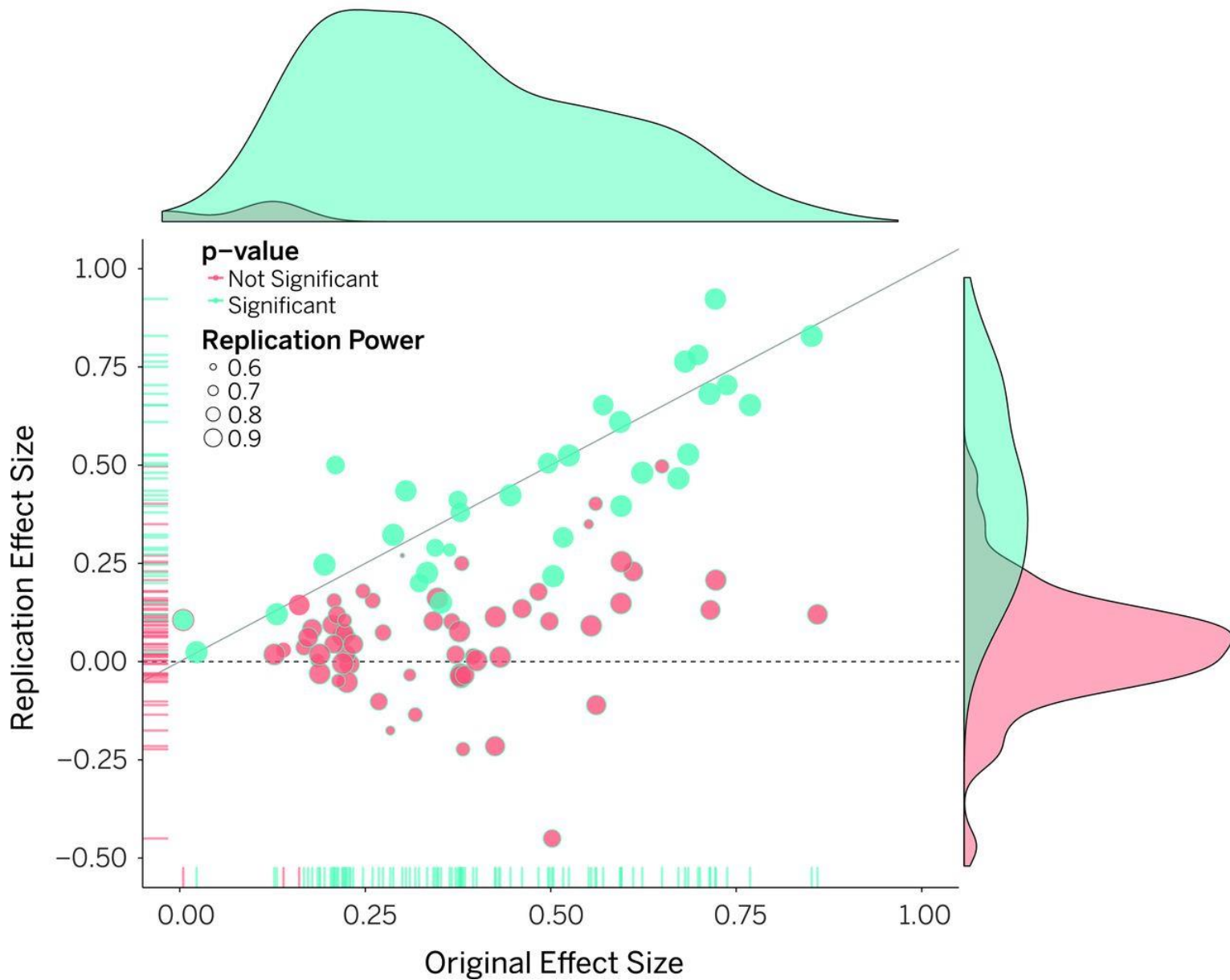
Vol 349, Issue 6251
28 August 2015

[Table of Contents](#)
[Print Table of Contents](#)
[Advertising \(PDF\)](#)
[Classified \(PDF\)](#)
[Masthead \(PDF\)](#)

ARTICLE TOOLS

Open Science Collaboration study

- Replications of 100 experimental and correlational studies
- “The mean effect size (r) of the replication effects ($M_r = 0.197$, $SD = 0.257$) was half the magnitude of the mean effect size of the original effects ($M_r = 0.403$, $SD = 0.188$)”
- “97% of original studies had significant results ($P < .05$). 36% percent of replications had significant results”
- “47% of original effect sizes were in the 95% confidence interval of the replication effect size”
- “39% of effects were subjectively rated to have replicated the original result”
- “if no bias in original results is assumed, combining original and replication results left 68% with statistically significant effects”



Distribution of p-values

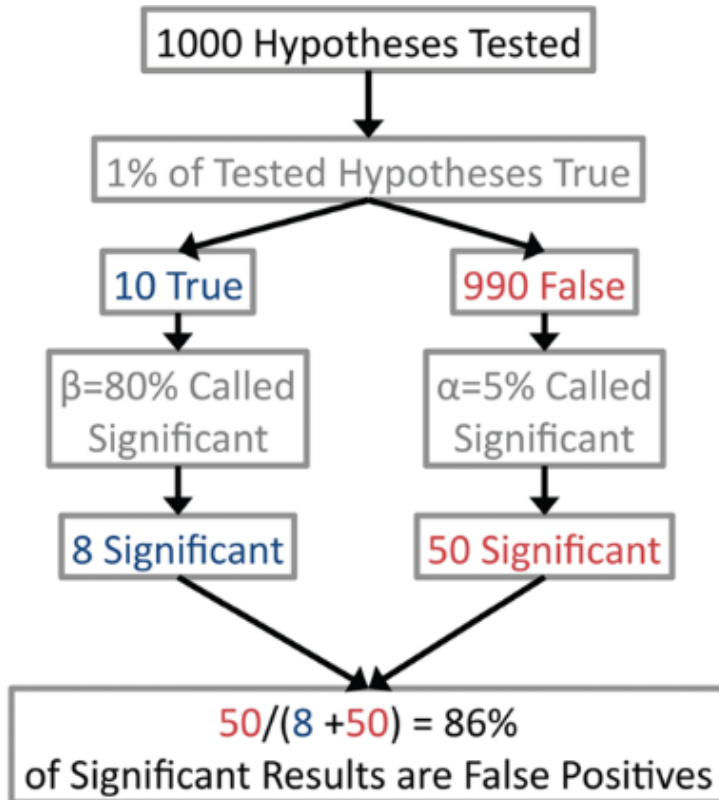
- P-value: the probability of observing an observation as extreme or more extreme than what was actually observed, assuming the null-hypothesis is true
- If the Null-Hypothesis is true, what is the probability that the p-value is smaller than 0.3?

Distribution of p-values

- P-value: the probability of observing an observation as extreme or more extreme than what was actually observed, assuming the null-hypothesis is true
- If the Null-Hypothesis is true, what is the probability that the p-value is smaller than 0.3?
 - 30% of the time, will get a value such that we'd get an even more extreme value 30% or less.

Distribution of p-value

- Some null-hypotheses are true, and some are false



If most of the hypotheses tested are actually false, most of the positive findings are false positives

What percentage of hypotheses being test is false?

- Suppose the fraction of false null hypotheses is π_0
- Consider the distribution of the p-values for “positive” results ($p < 0.05$)
- The probability of seeing a particular p-value can be modelled as

$$f(p|a, b, \pi_0) = \pi_0 \text{Unif}(0, 0.05) + (1 - \pi) t\text{Beta}(a, b; 0.05)$$

- $t\text{Beta}(a, b; 0.05)$ is the Beta distribution, truncated at 0.05
- Can now infer π_0 using a version of Maximum Likelihood

Intuition

- What kind of distribution of p-values would we expect if the null-hypothesis is true?
- What kind of distribution of p-values would we expect for the entire field, with some true hypotheses and some false hypotheses?

So what's the false discovery rate?

- Original estimate: 15%
 - The model does *not* include bad faith or fraud
- Authors then acknowledged it may be higher