

Multi-Valued Symbolic Model-Checking

MARSHA CHECHIK, BENET DEVEREUX, STEVE EASTERBROOK AND ARIE GURFINKEL

University of Toronto

This paper introduces the concept of multi-valued model-checking and describes a multi-valued symbolic model-checker χ Chek. Multi-valued model-checking is a generalization of classical model-checking, useful for analyzing models that contain *uncertainty* (lack of essential information) or *inconsistency* (contradictory information often occurring when information is gathered from multiple sources). Multi-valued logics support the explicit modeling of uncertainty and disagreement by providing additional truth values in the logic.

This paper provides a theoretical basis for multi-valued model-checking and discusses some of its applications. A companion paper [Chechik et al., 2002b] describes implementation issues in detail. The model-checker works for any member of a large class of multi-valued logics. Our modeling language is based on a generalization of Kripke structures, where both atomic propositions and transitions between states may take any of the truth values of a given multi-valued logic. Properties are expressed in χ CTL, our multi-valued extension of the temporal logic CTL.

We define the class of logics, present the theory of multi-valued sets and multi-valued relations used in our model-checking algorithm, and define the multi-valued extensions of CTL and Kripke structures. We explore the relationship between χ CTL and CTL, and provide a symbolic model-checking algorithm for χ CTL. We also address the use of fairness in multi-valued model-checking. Finally, we discuss some applications of the multi-valued model-checking approach.

Categories and Subject Descriptors: D.2.4 [Software Engineering]: Software/Program Verification—*Formal methods; Model checking*; D.2.1 [Software Engineering]: Requirements/Specifications—*Tools*; F.4.1 [Mathematical Logic and Formal Languages]: Mathematical Logic—*Temporal Logic*

General Terms: Documentation; Verification

Additional Key Words and Phrases: CTL, multi-valued logic, model-checking, partiality, inconsistency, fairness, χ Chek.

1. INTRODUCTION

This paper introduces the concept and the general theory of multi-valued model-checking, and describes our multi-valued symbolic model-checker χ Chek. Multi-valued model-checking can best be explained as a generalization of classical model-checking. A classical model-checker takes a model, M , of a system (expressed as a finite state machine), and a temporal correctness property, φ , (expressed as a formula in a suitable temporal logic), and determines whether or not the model satisfies the property [Clarke et al., 1986]. In other words, it returns the value of the predicate $M \models \varphi$. Multi-valued model-checking permits reasoning with additional truth values beyond just TRUE and FALSE. In particular,

Authors' address: Department of Computer Science, University of Toronto, Toronto, ON M5S 3G4, Canada. Email: {chechik, benet, sme, arie}@cs.toronto.edu.

Permission to make digital/hard copy of all or part of this material without fee for personal or classroom use provided that the copies are not made or distributed for profit or commercial advantage, the ACM copyright/server notice, the title of the publication, and its date appear, and notice is given that copying is by permission of the ACM, Inc. To copy otherwise, to republish, to post on servers, or to redistribute to lists requires prior specific permission and/or a fee.

the satisfaction relation, $M \models \varphi$, can be multi-valued. χChek [Chechik et al., 2002a] is a generalization of an existing symbolic model-checking algorithm [McMillan, 1993] for a multi-valued extension of the temporal logic CTL.

Our motivation stems from two observations about the application of model-checking in software engineering. The first is that to make model-checking practical for verification of real software systems, abstract models of the software behaviour must be constructed. When working with abstractions, it is natural to consider three-valued logics, with the third value, *MAYBE*, used to indicate elided information in the model [Bruns and Godefroid, 1999], or to indicate the result of checking when a definite answer is not possible using the chosen abstraction [Sagiv et al., 1999; Chechik and Ding, 2002]. The second observation is that model-checking has a natural application for model exploration, where the goal is to arrive at a good model of the desired system through successive approximations. Each model is likely to be incomplete and/or wrong, but by exploring its properties, the analyst learns how to improve it. Again, three-valued logics provide a natural way of indicating missing information [Bruns and Godefroid, 2000]. However, it is also appealing to consider a more general family of logics with additional truth values, for example, to distinguish levels of uncertainty, levels of priority, or disagreements between knowledge sources [Easterbrook and Chechik, 2001].

In this sense, our interest in multi-valued reasoning parallels a similar interest in philosophy and AI, where multi-valued logics have been explored for reasoning with information with associated degrees of belief, or credibility weightings [Ginsberg, 1988]. We draw on that work to provide us with a suitable class of multi-valued logics for our model-checker, in particular, the work of Kleene who originally explored the use of three-valued logics for reasoning with missing information [Kleene, 1952], and Belnap who extended Kleene's strong three-valued logic to a four-valued logic to account for inconsistency [Belnap, 1977]. Belnap observed that the truth values of these logics admit to two intuitive (partial) orders: a knowledge order, which places *MAYBE* below both *TRUE* and *FALSE*, and a truth order which places *FALSE* below *MAYBE* below *TRUE*. Finally, Fitting used this observation to characterize an entire family of multi-valued logics based on Kleene's logic, and offers several intuitive constructions for them [Fitting, 1991b]. Fitting also explored a multi-valued generalization of modal logic, using Kripke's possible world semantics, in which not only do formulae take values from a multi-valued space in each possible world, but the accessibility relationships between worlds can also be multi-valued [Fitting, 1991a; Fitting, 1992].

Applying these ideas to model-checking, our approach supports all of the following generalizations:

- Variables in the finite state machine can be multi-valued or boolean.
- Transitions between states in the finite state machine can be multi-valued or boolean.
- The satisfaction relation can be multi-valued or boolean.

We achieve this generalization by defining model-checking algorithms over a large class of logics, including the family of Kleene-like logics identified by Fitting. In particular, we pose the following requirements to this class: (a) many of the desired properties of classical logic operators are preserved, e.g. associativity, commutativity, and idempotence; (b) the logics can be used for representing a large class of systems; (c) model-checking using these logics remains tractable. We intentionally leave probabilistic systems outside the scope of this paper, concentrating instead on logics with a finite set of truth values. To

meet these requirements, we restrict ourselves to logics whose truth values form a finite distributive lattice under the truth ordering, with a negation operator that preserves De Morgan laws and involution ($\neg\neg a = a$). The resulting structures are called *quasi-boolean algebras* [Rasiowa, 1978]. Classical boolean logic, as well as the logics described by Kleene and Belnap, are examples of quasi-boolean algebras. Unlike Heyting algebras [Fitting, 1992], quasi-boolean algebras allow us to preserve the duality between the “next-time” operators: $EX\neg\varphi = \neg AX\varphi$. Our model-checker operates on any multi-valued logic whose truth values form a quasi-boolean algebra – the particular logic to be used in each analysis is selected as a runtime parameter. We define quasi-boolean algebras formally and discuss their properties in Section 3. Throughout the paper, we use terms “algebras” and “logics” interchangeably, to indicate a set of truth values closed under logical operations.

Having identified a suitable class of logics, we develop the theory of multi-valued model-checking as follows. We first apply a theory of multi-valued sets and relations to create the core structure for our symbolic model-checking algorithm. Multi-valued sets are sets whose membership functions are multi-valued [Goguen, 1967]. We use multi-valued sets to represent the partition of the state-space over the set of truth values in the logic, induced by a given property. We extend the notion of multi-valued set membership to multi-valued relations, which we use to represent the transition relations in our models. We present the theory of multi-valued sets and relations in Section 4.

Second, we define a multi-valued semantics for CTL, and demonstrate that this semantics preserves the desired properties. We call the resulting logic χ CTL. We provide a model-based semantics for χ CTL by extending the notion of Kripke structures, so that both atomic propositions and transitions between states range over values of a given quasi-boolean algebra. We call the resulting models χ Kripke structures. We present χ CTL and χ Kripke structures in Section 5. We also show that χ CTL is decidable and analyze fixpoint properties of its operators.

Third, we give a characterization of multi-valued model-checking with fairness. Fairness is used in classical model-checking to simplify modeling, by allowing the user to build a model with more behaviors than is desired, and then to restrict the analysis to just those behaviors that are fair, i.e., occur under reasonable assumptions about occurrence of events in the environment. We argue that fairness conditions in multi-valued model-checking should be boolean-valued and give a formulation of fairness for each χ CTL operator in Section 6.

Combining these ideas yields a clean extension of the theory of classical model-checking, applicable to a variety of tasks. We describe the implementation details and some potential applications of multi-valued model-checking in Section 7. We further note that the multi-valued model-checking decision procedure can be either implemented directly or reduced to classical. The tradeoffs between these choices are studied in the companion paper [Chechik et al., 2002b].

We conclude the paper with a brief discussion of the relationship between our work and other recent work on multi-valued model-checking, and discuss some planned extensions of our work (Section 8).

Throughout the paper we use these notational conventions: (1) we refer to an unnamed function over the domain D as $\lambda x \in D \cdot F\text{-}n \text{ Body}$; (2) we use nat to refer to the set of natural numbers; (3) we use $\exists!$ to mean “exists unique”. Proofs of selected theorems can be found in the appendix.

2. CTL MODEL-CHECKING

In this section, we give a brief overview of classical CTL model-checking.

CTL model-checking is an automatic technique for verifying properties expressed in a propositional branching-time temporal logic called *Computation Tree Logic* (CTL) [Clarke et al., 1986]. A model is a Kripke structure, and properties are evaluated on a tree of infinite computations produced by the model. The standard notation $M, s \models \varphi$ indicates that a formula φ holds in a state s of a model M . If a formula holds in the initial state, it is considered to hold in the model.

A Kripke structure consists of a set of states, S , a transition relation, $R \subseteq S \times S$, an initial state, $s_0 \in S$, a set of atomic propositions, A , and a labeling function, $I : S \rightarrow 2^A$. R must be total, i.e., $\forall s \in S, \exists t \in S$, such that $(s, t) \in R$. Finite computations are modeled by adding a self-loop to the final state of the computation. For each $s \in S$, the labeling function provides a set of atomic propositions which hold in the state S .

The syntax of CTL is as follows:

- (1) Every atomic proposition $a \in A$ is a CTL formula.
- (2) If φ and ψ are CTL formulas, then so are $\neg\varphi$, $\varphi \wedge \psi$, $\varphi \vee \psi$, $EX\varphi$, $AX\varphi$, $EF\varphi$, $AF\varphi$, $E[\varphi U \psi]$, $A[\varphi U \psi]$, $AG\varphi$, $EG\varphi$.

The logic connectives \neg , \wedge and \vee have their usual meanings. The existential and universal quantifiers E and A are used to quantify over paths. The operator X means “in the next state”, F represents “sometime in the future”, U is “until”, and G is “globally”. For example, $EX\varphi$ is TRUE in state s if φ holds in some immediate successor of s , while $AX\varphi$ is TRUE if φ holds in every immediate successor of s . $EF\varphi$ is TRUE in s if φ holds in the future along some path from s ; $E[\varphi U \psi]$ is TRUE in s if along some path from s , φ continuously holds until ψ becomes TRUE. $EG\varphi$ hold in s if φ holds in every state along some path from s . $AF\varphi$, $A[\varphi U \psi]$ and $AG\varphi$ are defined similarly, replacing the quantification over some paths by the one over all paths. Formally,

$$\begin{aligned}
M, s \models a & \text{ iff } a \in I(s) \\
M, s \models \neg\varphi & \text{ iff } M, s \not\models \varphi \\
M, s \models \varphi \wedge \psi & \text{ iff } M, s \models \varphi \wedge M, s \models \psi \\
M, s \models \varphi \vee \psi & \text{ iff } M, s \models \varphi \vee M, s \models \psi \\
M, s \models EX\varphi & \text{ iff } \exists t \in S, (s, t) \in R \wedge M, t \models \varphi \\
M, s_i \models EG\varphi & \text{ iff there exists some path } s_i, s_{i+1}, \dots \text{ s.t. } \forall j \geq i \cdot M, s_j \models \varphi \\
M, s_i \models E[\varphi U \psi] & \text{ iff there exists some path } s_i, s_{i+1}, \dots, \text{ s.t.} \\
& \exists j \geq i \cdot M, s_j \models \psi \wedge \forall k \cdot i \leq k < j \Rightarrow M, s_k \models \varphi
\end{aligned}$$

Note that these definitions give us a “strong until”, that is, $E[\varphi U \psi]$ is TRUE only if ψ eventually occurs. Further, note that we have used EG , EX and EU as an adequate set of temporal operators, following [Huth and Ryan, 2000; Clarke et al., 1999]. The remaining temporal operators are defined in terms of these:

$$\begin{aligned}
A[\varphi U \psi] & \triangleq \neg E[\neg\psi U \neg\varphi \wedge \neg\psi] \wedge \neg EG\neg\psi & \text{def. of } AU \\
AX\varphi & \triangleq \neg EX\neg\varphi & \text{def. of } AX \\
AF\varphi & \triangleq A[\top U \varphi] & \text{def. of } AF \\
EF\varphi & \triangleq E[\top U \varphi] & \text{def. of } EF \\
AG\varphi & \triangleq \neg EF\neg\varphi & \text{def. of } AG
\end{aligned}$$

$AG\varphi$	$= \nu Z.(\varphi \wedge AXZ)$	(<i>AG</i> fixpoint)
$EG\varphi$	$= \nu Z.(\varphi \wedge EXZ)$	(<i>EG</i> fixpoint)
$AF\varphi$	$= \mu Z.(\varphi \vee AXZ)$	(<i>AF</i> fixpoint)
$EF\varphi$	$= \mu Z.(\varphi \vee EXZ)$	(<i>EF</i> fixpoint)
$A[\varphi U \psi]$	$= \mu Z.(\psi \vee (\varphi \wedge AXZ))$	(<i>AU</i> fixpoint)
$E[\varphi U \psi]$	$= \mu Z.(\psi \vee (\varphi \wedge EXZ))$	(<i>EU</i> fixpoint)

Fig. 1. Fixpoint formulations of CTL operators. Note: $\mu Z.f(Z)$ and $\nu Z.f(Z)$ indicate the least and the greatest fixpoints of f , respectively.

Alternatively, CTL operators can be described using their fixpoint formulations, as shown in Figure 1. This description is most useful for symbolic model-checking [McMillan, 1993].

3. QUASI-BOOLEAN LOGICS

Our motivation for developing multi-valued model-checking is to enable automated reasoning over models where there are uncertainties or disagreements. For different applications, we expect that different multi-valued logics will be appropriate. We therefore need to identify a class of multi-valued logics that are natural for describing realistic problems, but which still enable tractable model-checking. Where possible, we wish to build upon the existing body of work in constructing efficient model-checkers by reusing existing algorithms and data structures. Hence, we need logics whose operators have most of the same properties as their classical counterparts.

Following the work of Fitting [Fitting, 1991b], we observe that many of the desired properties can be obtained if we insist that the truth values of the logic form a complete lattice under the truth order, with conjunction and disjunction defined as the lattice operations meet and join respectively. Further, to preserve the relationships between the temporal operators described in Section 2, we will require that conjunction and disjunction distribute over each other, and that De Morgan’s laws hold for negation. Distributive lattices have the former property, but for the latter, we need additional constraints on the choice of the negation operator.

One possible choice is to use boolean algebras, which are very well known, and have all the properties described above, together with the law of non-contradiction (LNC) and the law of excluded middle (LEM). However, this choice would exclude many interesting logics, including those of Kleene and Belnap, where LNC and LEM do not hold. Instead, we use quasi-boolean algebras, which have all the properties of boolean algebras, except LNC and LEM. Quasi-boolean algebras, also known as De Morgan algebras, are a familiar concept in logic [Bolc and Borowik, 1992; Dunn, 1999].

The remainder of this section provides a formal treatment of the above discussion. We start with the lattice theory background in Section 3.1. We then define quasi-boolean algebras in Section 3.2, and describe some examples.

3.1 Lattice Theory

DEFINITION 1. A partial order, \sqsubseteq , on a set \mathcal{L} is a binary relation on \mathcal{L} such that the following conditions hold:

To appear in ACM Transactions on Software Engineering and Methodology.

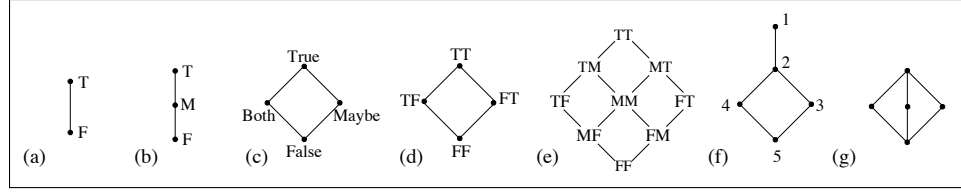


Fig. 2. Example lattices.

$$\begin{aligned}
 \forall a \in \mathcal{L} : a \sqsubseteq a & && \text{reflexivity} \\
 \forall a, b \in \mathcal{L} : a \sqsubseteq b \wedge b \sqsubseteq a \Rightarrow a = b & && \text{anti-symmetry} \\
 \forall a, b, c \in \mathcal{L} : a \sqsubseteq b \wedge b \sqsubseteq c \Rightarrow a \sqsubseteq c & && \text{transitivity}
 \end{aligned}$$

A partially ordered set, $(\mathcal{L}, \sqsubseteq)$, has a *bottom* element if there exists $\perp \in \mathcal{L}$ such that $\perp \sqsubseteq a$ for all $a \in \mathcal{L}$. Dually, $(\mathcal{L}, \sqsubseteq)$ has a *top* element if there exists $\top \in \mathcal{L}$ such that $a \sqsubseteq \top$ for all $a \in \mathcal{L}$.

DEFINITION 2. A partially ordered set, $(\mathcal{L}, \sqsubseteq)$, is a lattice if a unique greatest lower bound and least upper bound exist for every finite subset of \mathcal{L} .

Given lattice elements a and b , their greatest lower bound is referred to as *meet* and denoted $a \sqcap b$, and their least upper bound is referred to as *join* and denoted $a \sqcup b$. It follows from Definition 2 that every (finite) lattice has a top and a bottom.

Lattices enjoy a number of useful properties, some of which are given below:

$$\begin{aligned}
 a \sqcup \top &= \top && \text{base} \\
 a \sqcap \perp &= \perp && \text{identity} \\
 a \sqcap \top &= a && \text{identity} \\
 a \sqcup \perp &= a && \text{identity} \\
 a \sqcup a &= a && \text{idempotence} \\
 a \sqcap a &= a && \text{idempotence} \\
 a \sqcup b &= b \sqcup a && \text{commutativity} \\
 a \sqcap b &= b \sqcap a && \text{commutativity} \\
 a \sqcup (b \sqcup c) &= (a \sqcup b) \sqcup c && \text{associativity} \\
 a \sqcap (b \sqcap c) &= (a \sqcap b) \sqcap c && \text{associativity} \\
 a \sqcup (a \sqcap b) &= a && \text{absorption} \\
 a \sqcap (a \sqcup b) &= a && \text{absorption} \\
 a \sqsubseteq a' \wedge b \sqsubseteq b' \Rightarrow a \sqcap b \sqsubseteq a' \sqcap b' &&& \text{monotonicity} \\
 a \sqsubseteq a' \wedge b \sqsubseteq b' \Rightarrow a \sqcup b \sqsubseteq a' \sqcup b' &&& \text{monotonicity} \\
 a \sqcap b \sqsubseteq b \text{ and } a \sqcap b \sqsubseteq a &&& \sqcap \text{ elimination} \\
 a \sqsubseteq b \wedge a \sqsubseteq c \Rightarrow a \sqsubseteq b \sqcap c &&& \sqcap \text{ introduction} \\
 a \sqsubseteq a \sqcup b \text{ and } b \sqsubseteq a \sqcup b &&& \sqcup \text{ introduction} \\
 a \sqsubseteq c \wedge b \sqsubseteq c \Rightarrow a \sqcup b \sqsubseteq c &&& \sqcup \text{ elimination}
 \end{aligned}$$

DEFINITION 3. A lattice is distributive iff

$$\begin{aligned}
 a \sqcup (b \sqcap c) &= (a \sqcup b) \sqcap (a \sqcup c) && \text{distributivity} \\
 a \sqcap (b \sqcup c) &= (a \sqcap b) \sqcup (a \sqcap c) && \text{distributivity}
 \end{aligned}$$

Figure 2 gives some example lattices. The lattice in Figure 2(g) is non-distributive, whereas all other lattices are distributive.

3.2 Quasi-Boolean Algebras

In this section we define quasi-boolean algebras and study their properties.

DEFINITION 4. [Rasiowa, 1978] A quasi-boolean algebra is a tuple $(\mathcal{L}, \sqcap, \sqcup, \neg)$, where:

- $(\mathcal{L}, \sqsubseteq)$ is a finite distributive lattice, with $a \sqsubseteq b$ iff $a \sqcap b = a$;
- Conjunction (\sqcap) and disjunction (\sqcup) are meet and join operators of $(\mathcal{L}, \sqsubseteq)$, respectively;
- Negation \neg is a function $\mathcal{L} \rightarrow \mathcal{L}$ such that every element $a \in \mathcal{L}$ corresponds to a unique element $\neg a \in \mathcal{L}$ satisfying the following conditions:

$$\begin{aligned} \neg(a \sqcap b) &= \neg a \sqcup \neg b & \text{De Morgan} & & \neg \neg a &= a & & \neg \text{involution} \\ \neg(a \sqcup b) &= \neg a \sqcap \neg b & & & a \sqsubseteq b &\Leftrightarrow \neg a \sqsupseteq \neg b & & \neg \text{antimonotonic} \end{aligned}$$

where $b \in \mathcal{L}$. $\neg a$ is called a quasi-complement of a .

Note that the negation operator satisfying the above properties is a *lattice dual isomorphism* with period 2 [Birkhoff, 1967].

DEFINITION 5. A product of two algebras, $L_1 = (\mathcal{L}_1, \sqcap_1, \sqcup_1, \neg_1)$ and $L_2 = (\mathcal{L}_2, \sqcap_2, \sqcup_2, \neg_2)$, is an algebra, $L_1 \times L_2 = (\mathcal{L}_1 \times \mathcal{L}_2, \sqcap, \sqcup, \neg)$, where

$$\begin{aligned} \neg(a, b) &= (\neg_1 a, \neg_2 b) & \neg \text{ of pairs} \\ (a, b) \sqcap (a', b') &= (a \sqcap_1 a', b \sqcap_2 b') & \sqcap \text{ of pairs} \\ (a, b) \sqcup (a', b') &= (a \sqcup_1 a', b \sqcup_2 b') & \sqcup \text{ of pairs} \end{aligned}$$

Thus, the operations on the product algebra are the component-wise extensions of their individual counterparts. Similar properties hold for \top , \perp , and the ordering:

$$\begin{aligned} \perp_{\mathcal{L}_1 \times \mathcal{L}_2} &= (\perp_{\mathcal{L}_1}, \perp_{\mathcal{L}_2}) & \perp \text{ of pairs} \\ \top_{\mathcal{L}_1 \times \mathcal{L}_2} &= (\top_{\mathcal{L}_1}, \top_{\mathcal{L}_2}) & \top \text{ of pairs} \\ (a, b) \sqsubseteq (a', b') &\Leftrightarrow a \sqsubseteq_1 a' \wedge b \sqsubseteq_2 b' & \sqsubseteq \text{ of pairs} \end{aligned}$$

THEOREM 1. A product of two quasi-boolean algebras is quasi-boolean, that is,

- (1) $\neg \neg(a, b) = (a, b)$
- (2) $\neg((a_1, b_1) \sqcap (a_2, b_2)) = (\neg a_1, \neg b_1) \sqcup (\neg a_2, \neg b_2)$
- (3) $\neg((a_1, b_1) \sqcup (a_2, b_2)) = (\neg a_1, \neg b_1) \sqcap (\neg a_2, \neg b_2)$
- (4) $(a_1, b_1) \sqsubseteq (a_2, b_2) \Leftrightarrow \neg(a_1, b_1) \sqsupseteq \neg(a_2, b_2)$

PROOF: See appendix.

We now give some example quasi-boolean algebras using the lattices in Figure 2.

- (1) The lattice in Figure 2(a), with $\neg T = F$ and $\neg F = T$, gives us classical logic, which we refer to as **2**. Note that in this case, \sqcup and \sqcap are conventionally written \vee and \wedge , respectively. We use these notations interchangeably when the interpretation is clear from the context.
- (2) The three-valued logic **3** is defined on the lattice in Figure 2(b), where $\neg T = F$, $\neg F = T$, $\neg M = M$. This is Kleene's strong 3-valued logic [Kleene, 1952].
- (3) Belnap's 4-valued logic can be defined over the lattice in Figure 2(c), with $\neg N = N$ and $\neg B = B$. This logic has been used for reasoning about inconsistent databases [Belnap, 1977; Anderson and Belnap, 1975].

- (4) The lattice in Figure 2(d) shows the product algebra $\mathbf{2x2}$, where $\neg\text{TF} = \text{FT}$ and $\neg\text{FT} = \text{TF}$. This logic can be used for reasoning about disagreement between two knowledge sources [Easterbrook and Chechik, 2001]. The underlying lattice is isomorphic to the one in Figure 2(c), but the resulting quasi-boolean algebras are not isomorphic, because of the choice of negations.
- (5) The lattice in Figure 2(e) shows a nine-valued logic constructed as the product algebra $\mathbf{3x3}$. Like $\mathbf{2x2}$, this logic can be used for reasoning about disagreement between two sources, but also allows missing information in each source.

Note that we generally label \top and \perp of the lattice with the values TRUE and FALSE of the logic, respectively.

The lattice in Figure 2(f) cannot be used as a basis for a quasi-boolean algebra because no suitable quasi-complement can be found for element 2. The lattice in Figure 2(g) cannot be used either, because it is non-distributive.

The class of quasi-boolean algebras includes (finite) boolean algebras as a special case:

DEFINITION 6. A tuple, $L = (\mathcal{L}, \sqcap, \sqcup, \neg)$, is a finite Boolean algebra if L is a quasi-boolean algebra and additionally, for every element, $a \in \mathcal{L}$,

$$\begin{aligned} a \sqcap \neg a &= \perp && \neg \text{contradiction or LNC} \\ a \sqcup \neg a &= \top && \neg \text{exhaustiveness or LEM} \end{aligned}$$

For example, the algebra $\mathbf{2}$ is boolean, whereas $\mathbf{3}$ is not ($M \sqcap \neg M \neq \perp$). Also, as the product of two boolean algebras is a boolean algebra [Birkhoff, 1967], then the product algebra $\mathbf{2x2}$ shown in Figure 2(d) is boolean. The product algebra $\mathbf{3x3}$, shown in Figure 2(e), is quasi-boolean but not boolean.

The identification of a suitable negation operator is greatly simplified by the observation that quasi-boolean algebras have underlying lattices that are symmetric about their horizontal axes:

DEFINITION 7. A lattice $(\mathcal{L}, \sqsubseteq)$ is symmetric iff there exists a bijective function H such that for every pair $a, b \in \mathcal{L}$,

$$\begin{aligned} a \sqsubseteq b &\Leftrightarrow H(a) \sqsupseteq H(b) && H \text{ antimonotonic} \\ H(H(a)) &= a && H \text{ involution} \end{aligned}$$

Notice that H is a lattice dual automorphism with period 2. Thus, this symmetry is a sufficient condition for defining a quasi-boolean algebra over a distributive lattice, with a potential negation defined as $\neg a = H(a)$ for each element of the lattice. Lattices in Figure 2(a)-(e) exhibit this symmetry and thus are quasi-boolean, whereas the lattice in Figure 2(f) is not. Note that in Belnap's 4-valued logic, defined on the lattice in Figure 2(c), the chosen negation, $\neg\text{N} = \text{N}$, $\neg\text{B} = \text{B}$, is not the one offered by symmetry.

Finally, we define implication and equivalence as follows:

$$\begin{aligned} a \rightarrow b &\triangleq \neg a \sqcup b && \text{material implication} \\ a \leftrightarrow b &\triangleq (a \rightarrow b) \sqcap (b \rightarrow a) && \text{equivalence} \end{aligned}$$

Note that from the underlying partial order, we also have *equality*:

$$a = b \triangleq (a \sqsubseteq b) \wedge (b \sqsubseteq a) \quad \text{equality}$$

In boolean algebras, equality is the same as equivalence. In quasi-boolean algebras, this is not necessarily the case. For example, for algebra $\mathbf{3}$, $x = \mathbf{M}$ and $y = \mathbf{M}$: $x = y$ is $(\mathbf{M} \sqsubseteq \mathbf{M}) \wedge (\mathbf{M} \sqsupseteq \mathbf{M})$, which is \top , whereas $x \leftrightarrow y$ is $(\mathbf{M} \rightarrow \mathbf{M}) \sqcap (\mathbf{M} \rightarrow \mathbf{M})$, which is \mathbf{M} .

4. MULTI-VALUED SETS AND RELATIONS

In order to define multi-valued model-checking later in this paper, we begin by creating a data structure that allows definition and reasoning about operations on sets of states in which a property holds. Such operations include union, intersection, complement, and backward image for computing predecessors. Given a quasi-boolean algebra, we can treat these as operations over multi-valued sets: sets whose membership functions are multi-valued. We define the concept of multi-valued sets and relations over quasi-boolean algebras in this section. This treatment is similar to the definition of L -fuzzy sets [Goguen, 1967].

4.1 Multi-Valued Sets

In classical set theory, a set is defined by a boolean predicate, also called a *membership* or a *characteristic* function. Typically, it is written using a *set comprehension notation*: a predicate P defines the set $S = \{x \mid P(x)\}$. For instance, if $P = \lambda x \in \text{nat} \cdot 0 \leq x \leq 10$, then S is the set of all integers between 0 and 10 inclusive. If instead of using a boolean predicate, we allow the membership function to range over elements of a given algebra, we obtain a *multi-valued* set theory in which it is possible to make statements like “element x is more in set \mathbb{S} than element y ”. We call the result *mv-sets*.

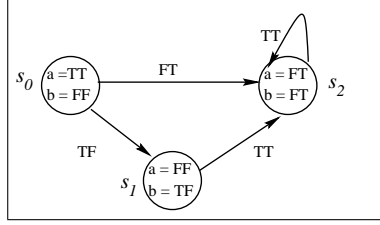
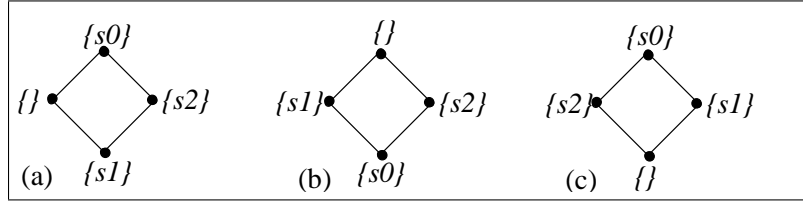
DEFINITION 8. *Given an algebra, $L = (\mathcal{L}, \sqcap, \sqcup, \neg)$, and a classical set, S , an L -valued set on S , referred to as \mathbb{S} , is a total function $S \rightarrow \mathcal{L}$.*

Where the underlying algebra, L , is clear from context, we refer to an L -valued set just as an mv-set. For an mv-set, \mathbb{S} , and a candidate element, x , we use $\mathbb{S}(x)$ to denote the membership degree of x in \mathbb{S} . In the classical case, this amounts to representing a set by its characteristic function.

We illustrate mv-sets using a simple state machine shown in Figure 3. This machine uses the quasi-boolean algebra $\mathbf{2x2}$ where the logical values form the lattice in Figure 2(d), and exemplifies λ Kripke structures – multi-valued generalizations of Kripke structures, defined formally in Section 5.1. In classical symbolic model-checking, each (boolean-valued) expression, x , partitions the state space into states where x is TRUE and states where it is FALSE. Likewise, we use multi-valued expressions to partition the state space of the system. For example, the variable, a , partitions the states of the λ Kripke structure in Figure 3: for each value, ℓ , of $\mathbf{2x2}$, we get the set of states where a has value ℓ . In this case, a has value TT in $\{s_0\}$, FT in $\{s_2\}$, FF in $\{s_1\}$ and TF in $\{\}$. The resulting $\mathbf{2x2}$ -valued set, referred to as $\llbracket a \rrbracket$, can be graphically represented as shown in Figure 4(a), where the structure corresponds to that of the underlying lattice.

We extend some standard set operations to the multi-valued case by lifting the lattice meet and join operations as follows¹:

¹The subscript on mv-set operations $\sqcap_L, \sqcup_L, \sqsubseteq_L$, etc. refers to a given algebra, $L = (\mathcal{L}, \sqcap, \sqcup, \neg)$.

Fig. 3. Ex1: a simple λ Kripke structure.Fig. 4. Several mv-sets for the example in Figure 3: (a) corresponding to variable a ; (b) corresponding to variable b ; (c) $\overline{\llbracket b \rrbracket}$ – a multi-valued complement of the mv-set in (b).

$$\begin{aligned}
 (\mathbb{S} \cap_L \mathbb{S}')(x) &\triangleq (\mathbb{S}(x) \sqcap \mathbb{S}'(x)) && \text{multi-valued intersection} \\
 (\mathbb{S} \cup_L \mathbb{S}')(x) &\triangleq (\mathbb{S}(x) \sqcup \mathbb{S}'(x)) && \text{multi-valued union} \\
 \mathbb{S} \subseteq_L \mathbb{S}' &\triangleq \forall x \cdot (\mathbb{S}(x) \sqsubseteq \mathbb{S}'(x)) && \text{set inclusion} \\
 \mathbb{S} = \mathbb{S}' &\triangleq \forall x \cdot (\mathbb{S}(x) = \mathbb{S}'(x)) && \text{extensional equality}
 \end{aligned}$$

For example, in computing intersection of mv-sets $\llbracket a \rrbracket$ and $\llbracket b \rrbracket$ given in Figure 4(a) and (b), respectively, we note that in state s_1 , a is FF and b is TF. Thus,

$$(\llbracket a \rrbracket \cap_L \llbracket b \rrbracket)(s_1) = \text{FF} \sqcap \text{TF} = \text{FF}$$

We also extend the notion of *set complement* to the multi-valued case, by defining it in terms of the quasi-complement of L , and denoting it with a bar:

$$\overline{\mathbb{S}}(x) \triangleq \neg(\mathbb{S}(x)) \quad \text{multi-valued complement}$$

Mv-set $\overline{\llbracket b \rrbracket}$ is given in Figure 4(c).

We then obtain the desired properties:

$$\begin{aligned}
 \overline{\mathbb{S} \cup_L \mathbb{S}'} &= \overline{\mathbb{S}} \cap_L \overline{\mathbb{S}'} && \text{De Morgan 1} \\
 \overline{\mathbb{S} \cap_L \mathbb{S}'} &= \overline{\mathbb{S}} \cup_L \overline{\mathbb{S}'} && \text{De Morgan 2} \\
 \mathbb{S} \subseteq_L \mathbb{S}' &= \overline{\mathbb{S}'} \subseteq_L \overline{\mathbb{S}} && \text{antimonotonicity}
 \end{aligned}$$

Note that we obtain classical set theory in the special case where the algebra is $\mathbf{2}$, and the multi-valued intersection, union and complement are equivalent to their classical counterparts:

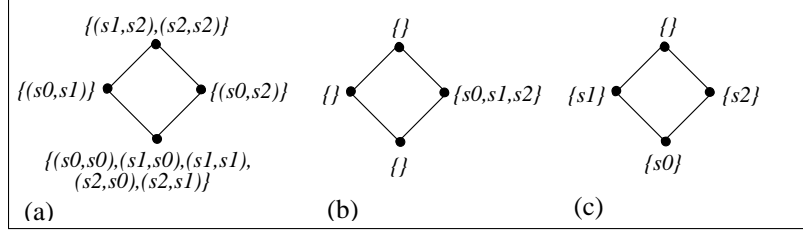


Fig. 5. (a) The multi-valued relation between pairs of states of Ex1; (b) Forward image of $\llbracket a \rrbracket$ over the relation in (a); (c) Backward image of $\llbracket a \rrbracket$ over the relation in (a).

THEOREM 2. *For a 2-valued set \mathbb{S} on S , the following hold:*

- (1) *The membership function $\mathbb{S}(x)$ is a boolean predicate*
- (2) $(\mathbb{S} \cap_2 \mathbb{S}') = \{x \mid \mathbb{S}(x) \wedge \mathbb{S}'(x)\} = (\mathbb{S} \cap \mathbb{S}')$
- (3) $(\mathbb{S} \cup_2 \mathbb{S}') = \{x \mid \mathbb{S}(x) \vee \mathbb{S}'(x)\} = (\mathbb{S} \cup \mathbb{S}')$
- (4) $\bar{\mathbb{S}}(x) = x \in (S - \{y \mid \mathbb{S}(y) = \top\})$

4.2 Multi-Valued Relations

Now we extend the concept of degrees of membership in an mv-set to degrees of relatedness of two entities. This concept, formalized by *multi-valued relations*, allows us to define multi-valued transitions in state machine models.

DEFINITION 9. *For a given algebra L , an L -valued relation \mathbb{R} on two sets S and T is an L -valued set on $S \times T$.*

Let S be the set of states of the λ Kripke structure in Figure 3, referred to as Ex1. The multi-valued relation over $S \times S$ represents values of transitions between pairs of states of Ex1 and is shown in Figure 5(a). We will refer to this mv-relation as \mathbb{A} . For example, the value of the transition (s_0, s_1) is TF, so $\mathbb{A}((s_0, s_1)) = \text{TF}$.

DEFINITION 10. *Given an algebra, L , an L -valued relation, \mathbb{R} , on sets S and T , and an L -valued set, \mathbb{S} , on S , the forward image of \mathbb{S} under \mathbb{R} , denoted $\vec{\mathbb{R}}(\mathbb{S})$, is an L -valued set on T , defined as:*

$$\vec{\mathbb{R}}(\mathbb{S}) \triangleq \lambda t \in T \cdot \bigsqcup_{s \in S} (\mathbb{S}(s) \sqcap \mathbb{R}(s, t))$$

and for an L -valued set, \mathbb{T} , on T , the backward image of \mathbb{T} under \mathbb{R} is

$$\overleftarrow{\mathbb{R}}(\mathbb{T}) \triangleq \lambda s \in S \cdot \bigsqcup_{t \in T} (\mathbb{T}(t) \sqcap \mathbb{R}(s, t))$$

Intuitively, the forward image of an mv-set \mathbb{S} under the relation \mathbb{R} represents all elements reachable from \mathbb{S} by \mathbb{R} , where multi-valued memberships of \mathbb{R} and \mathbb{S} are taken into consideration. Similarly, a backward image of an mv-set \mathbb{T} under \mathbb{R} represents all elements that can reach \mathbb{T} by \mathbb{R} .

We now consider computing the forward and the backward images of $\llbracket a \rrbracket$ (see Figure 4(a)) under the multi-valued relation \mathbb{A} between the pairs of states of the λ Kripke structure Ex1. These are shown in Figures 5(b) and (c), respectively. For example, when

we compute backward image of s_0 , we get

$$\bigsqcup_{t \in S} (\llbracket a \rrbracket(t) \sqcap \mathbb{A}(s_0, t)) = (\mathbb{T} \sqcap \mathbb{F}\mathbb{F}) \sqcup (\mathbb{F}\mathbb{F} \sqcap \mathbb{T}\mathbb{F}) \sqcup (\mathbb{F}\mathbb{T} \sqcap \mathbb{F}\mathbb{T}) = \mathbb{F}\mathbb{T}$$

which indicates that there exists an FT transition from state s_0 to another state (actually, s_2), where a is FT.

THEOREM 3. *The forward and backward image of a 2-valued set, \mathbb{Q} , under a 2-valued relation, \mathbb{R} , are as follows:*

$$\begin{aligned} (1) \quad \vec{\mathbb{R}}(\mathbb{Q}) &= \lambda t \in T \cdot \bigvee_{\{s \in S \mid \mathbb{R}(s, t)\}} \mathbb{S}(s) \\ (2) \quad \overleftarrow{\mathbb{R}}(\mathbb{Q}) &= \lambda s \in S \cdot \bigvee_{\{t \in T \mid \mathbb{R}(s, t)\}} \mathbb{T}(t) \end{aligned}$$

In other words, when the underlying algebra is $\mathbf{2}$, forward and backward images are equivalent to their classical counterparts [Clarke et al., 1999].

5. MULTI-VALUED CTL MODEL-CHECKING

In this section, we extend the notion of boolean model-checking described in Section 2 by defining multi-valued Kripke structures, which we call λ Kripke structures, and multi-valued CTL (λ CTL).

5.1 Semantics

M is a λ Kripke structure if $M = (S, s_0, \mathbb{R}, I, A, L)$, where:

- $L = (\mathcal{L}, \sqcap, \sqcup, \neg)$ is a quasi-boolean algebra, used for all mv-sets in the model;
- A is a (finite) set of atomic propositions that evaluate to elements of the algebra, L ;
- S is a (finite) set of states;
- $s_0 \in S$ is the initial state;
- $\mathbb{R} : S \times S \rightarrow \mathcal{L}$ is the multi-valued transition relation;
- $I : S \rightarrow (A \rightarrow \mathcal{L})$ is a (total) labeling function that maps states in S into L -valued sets on A .

Intuitively, for any atomic proposition, $a \in A$, $(I(s))(a) = \ell$ means that the variable a has value ℓ in state s . Given an atomic proposition, $a \in A$, $I'_a : S \rightarrow \mathcal{L}$ is a (total) multi-valued characteristic function for an mv-set on S . I'_a is defined as follows:

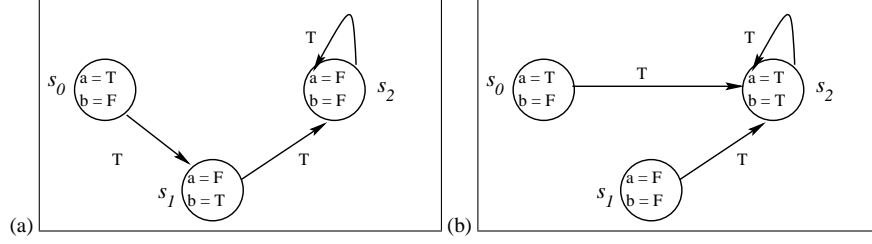
$$I'_a \triangleq \lambda s \in S \cdot (I(s))(a)$$

Thus, for each proposition, a , I'_a partitions the state-space with respect to it, i.e. for each state, s , $\exists! \ell \cdot I'_a(s) = \ell$.

Note that a λ Kripke structure is a completely connected graph. As with classical model-checking, we ensure that all traces have infinite length by requiring that there is at least one non- \perp transition out of each state (if necessary, by adding a non- \perp self-loop to terminal states). Formally,

$$\forall s \in S \cdot \exists t \in S \cdot \mathbb{R}(s, t) \neq \perp$$

To avoid clutter, when we present finite-state machines graphically, we follow the convention of not showing \perp transitions. An example λ Kripke structure, shown in Figure 3, was introduced in Section 4.

Fig. 6. Two classical Kripke structures: (a) Ex_l ; (b) Ex_r .

5.2 Multi-Valued CTL

Here we give semantics of CTL operators on a χ Kripke structure M over a quasi-boolean algebra L . We refer to this language as *multi-valued CTL*, or χ CTL.

In extending the CTL operators, we want to ensure that the desired properties of EX , EG and EU , which form the adequate set for CTL, are still preserved.

DEFINITION 11. A computation of a χ Kripke structure M from a (reachable) state s is an infinite sequence of states, $s_0, s_1, \dots, s.t.$ $s = s_0$, and $\mathbb{R}(s_i, s_{i+1}) \neq \perp$. This sequence of states is also referred to as a path.

We also note that evaluating a formula, φ , in a state, s , is the same as evaluating φ on a tree of all computations emanating from s .

We start defining χ CTL by giving the semantics of propositional operators. We use the double-brace notation, adopted from denotational semantics, and write $\llbracket \varphi \rrbracket$ to denote the mv-set of states representing a degree to which φ holds. Note that we have already used this notation when illustrating mv-sets in Section 4.

The semantics is as follows:

$$\begin{aligned} \llbracket a \rrbracket &\triangleq I'_a \\ \llbracket \neg \varphi \rrbracket &\triangleq \overline{\llbracket \varphi \rrbracket} \\ \llbracket \varphi \wedge \psi \rrbracket &\triangleq \llbracket \varphi \rrbracket \cap_L \llbracket \psi \rrbracket \\ \llbracket \varphi \vee \psi \rrbracket &\triangleq \llbracket \varphi \rrbracket \cup_L \llbracket \psi \rrbracket \end{aligned}$$

We proceed by defining the EX operator. Recall from Section 2 that in classical CTL, this operator is defined using existential quantification over next states. We extend the notion of existential quantification for multi-valued reasoning through the use of disjunction. This treatment of quantification is standard [Belnap, 1977; Rasiowa, 1978]. The semantics of EX is:

$$\llbracket EX \varphi \rrbracket \triangleq \overleftarrow{\mathbb{R}}(\llbracket \varphi \rrbracket) \quad \text{def. of } EX$$

Note that we use our definition of backward image (Definition 9), i.e. for a state s ,

$$\llbracket EX \varphi \rrbracket(s) = \bigsqcup_{t \in S} (\llbracket \varphi \rrbracket(t) \sqcap \mathbb{R}(s, t))$$

When reasoning about a model which was produced by merging two (classical) models, we can think of $EX \varphi$ as representing a question “does there exist a next state in each individual model where φ is TRUE, even if the two individual models do not agree on what this state is”. For example, consider the two classical Kripke structures, Ex_l and Ex_r , shown in Figure 6. χ Kripke structure Ex_1 , shown in Figure 3, constitutes one possible

merge of Ex_l and Ex_r . In this case, states with the same name are merged. For example, a variable b has values T and F in state s_1 of Ex_l and Ex_r , respectively; therefore, in $Ex1$, this variable has value TF. Similarly, a transition (s_0, s_1) is present in Ex_l and absent in Ex_r ; therefore, it has value TF in $Ex1$. Consider evaluating a property EXb in state s_0 of these three models. This property is T in Ex_l , because b is T in s_1 , and T in Ex_r , because b is T in s_2 . In $Ex1$, this property evaluates to TF on path (s_0, s_1) and to FT on path (s_0, s_2) . Their disjunction, and therefore the value of EXb in state s_0 , is TT.

AX is then defined, following the AX duality in Section 2, as

$$\llbracket AX\varphi \rrbracket \triangleq \overline{\llbracket EX\neg\varphi \rrbracket} \quad \text{def. of } AX$$

Expanding this definition, $\llbracket AX\varphi \rrbracket = \overline{\mathbb{R}(\overline{\llbracket \varphi \rrbracket})} = \lambda s \cdot \prod_{t \in S} (\llbracket \varphi \rrbracket(t) \sqcup \neg \mathbb{R}(s, t))$, we see that universal quantification in the AX operator is replaced by conjunction.

Note that our definitions of EX and AX enjoy some familiar properties of their CTL counterparts. In particular,

$$\begin{aligned} \llbracket EX(\varphi \vee \psi) \rrbracket &= \llbracket EX\varphi \rrbracket \cup_L \llbracket EX\psi \rrbracket && EX \text{ of disjunction} \\ \llbracket AX(\varphi \wedge \psi) \rrbracket &= \llbracket AX\varphi \rrbracket \cap_L \llbracket AX\psi \rrbracket && AX \text{ of conjunction} \end{aligned}$$

We further define EG and EU using the EG and EU fixpoint properties in Figure 1:

$$\begin{aligned} \llbracket EG\varphi \rrbracket &\triangleq \nu Z. \llbracket \varphi \rrbracket \cap_L \llbracket EXZ \rrbracket && \text{def. of } EG \\ \llbracket E[\varphi U \psi] \rrbracket &\triangleq \mu Z. \llbracket \psi \rrbracket \cup_L (\llbracket \varphi \rrbracket \cap_L \llbracket EXZ \rrbracket) && \text{def. of } EU \end{aligned}$$

Then $A[\varphi U \psi]$ becomes

$$\llbracket A[\varphi U \psi] \rrbracket \triangleq \overline{\llbracket E[\neg\psi U \neg\varphi \wedge \neg\psi] \rrbracket} \cap_L \overline{\llbracket EG\neg\psi \rrbracket} \quad \text{def. of } AU$$

and the remaining χ CTL operators are defined as their classical counterparts (see Section 2):

$$\begin{aligned} \llbracket AF\varphi \rrbracket &\triangleq \llbracket A[\top U \varphi] \rrbracket && \text{def. of } AF \\ \llbracket EF\varphi \rrbracket &\triangleq \llbracket E[\top U \varphi] \rrbracket && \text{def. of } EF \\ \llbracket AG\varphi \rrbracket &\triangleq \overline{\llbracket EF\neg\varphi \rrbracket} && \text{def. of } AG \end{aligned}$$

Note that our definition of EU also preserves the familiar property of its CTL counterpart:

$$\llbracket E[\varphi U \psi] \rrbracket = \llbracket E[\varphi U E[\varphi U \psi]] \rrbracket \quad EU \text{ expansion}$$

5.3 Properties of χ CTL

We begin with some sanity checks on χ CTL.

THEOREM 4. *χ CTL reduces to CTL when the algebra is **2**. That is,*

$$\begin{aligned} (1) \quad &\llbracket EX\varphi \rrbracket = \llbracket EX^B\varphi \rrbracket \\ (2) \quad &\llbracket EG\varphi \rrbracket = \llbracket EG^B\varphi \rrbracket \\ (3) \quad &\llbracket E[\varphi U \psi] \rrbracket = \llbracket E[\varphi U^B\psi] \rrbracket \end{aligned}$$

where EG^B , EU^B , and EX^B are classical CTL operators defined in Section 2.

We now consider monotonicity of “next-time” operators and ensure that χ CTL is well defined, i.e., each property, φ , has exactly one value in each state of the system.

THEOREM 5. *χ CTL operators AX and EX are monotone.*

THEOREM 6. *The definition of χ CTL ensures that for each φ , $\llbracket \varphi \rrbracket$ forms a partition.*

We now ensure that algorithms for multi-valued model-checking can be found.

THEOREM 7. *Multi-valued model-checking is decidable.*

THEOREM 8. *Fixpoint properties of (derived) χ CTL operators are the same as for CTL operators. That is,*

$$\begin{array}{ll}
 (1) & \llbracket AG\varphi \rrbracket = \nu\mathbb{Z}.\llbracket \varphi \rrbracket \cap_L \llbracket AXZ \rrbracket & AG \text{ fixpoint} \\
 (2) & \llbracket AF\varphi \rrbracket = \mu\mathbb{Z}.\llbracket \varphi \rrbracket \cup_L \llbracket AXZ \rrbracket & AF \text{ fixpoint} \\
 (3) & \llbracket EF\varphi \rrbracket = \mu\mathbb{Z}.\llbracket \varphi \rrbracket \cup_L \llbracket EXZ \rrbracket & EF \text{ fixpoint} \\
 (4) & \llbracket A[\varphi U \psi] \rrbracket = \mu\mathbb{Z}.\llbracket \psi \rrbracket \cup_L (\llbracket \varphi \rrbracket \cap_L \llbracket AXZ \rrbracket) & AU \text{ fixpoint}
 \end{array}$$

Note that our ability to prove the above properties of χ CTL operators was dependent on the fact that our model-checking is defined over quasi-boolean algebras. For a treatment of properties of χ CTL when the model-checking is defined over a more general class of algebras, please see [Devereux, 2002; Chechik and MacCaul, 2003].

5.4 Running Time

To determine the running time of our algorithm, we note that this time is dominated by the fixpoint computations of EG and EU . In what follows, we first show that the fixpoint computation converges in $O(|S|)$ iterations, where S is the state space of the model under analysis, and then analyze the complexity of each iteration.

5.4.1 *Number of iterations.* We start with the property $\llbracket EF\varphi \rrbracket(s) = \llbracket E[\top U \varphi] \rrbracket(s)$, where φ is a propositional formula, and s is an arbitrary state of the model. Intuitively, the n th iteration of the fixpoint algorithm computes the least upper bound (join) over the values of φ on states reachable from s by a path of length at most n , weighted by “the value of the path”. Formally, the value of a path, s_0, s_1, \dots, s_n , is $\prod_{i=0}^{n-1} \mathbb{R}(s_i, s_{i+1})$. In any model with a finite state space, S , a state that is reachable by a path, π , of length greater or equal to $|S| + 1$, is also reachable by a sub-path of π of length at most $|S|$. That is, any path longer than $|S|$ necessarily contains a cycle, and therefore has a corresponding acyclic sub-path. Combining this with the fact that a value of a sub-path is always above a value of the full path, we conclude that the fixpoint computation converges after at most $|S| + 1$ iterations.

THEOREM 9. [Gurfinkel, 2002] *Model-checking a χ CTL property $EF\varphi$ on a χ Kripke structure with a state space S takes at most $|S| + 1$ iterations.*

We now extend this result to the EU operator. The result of model-checking a χ CTL property $E[\varphi U \psi]$ on a χ Kripke structure, M , with the transition relation, \mathbb{R} , is equivalent to model-checking $EF\psi$ of a χ Kripke structure, M' , obtained from M by replacing its transition relation with $\mathbb{R}'(s, t) = \mathbb{R}(s, t) \wedge \llbracket \varphi \rrbracket(s)$.

THEOREM 10. [Gurfinkel, 2002] *Model-checking a χ CTL formula $E[\varphi U \psi]$ on a χ Kripke structure with a state space S takes at most $|S| + 1$ iterations.*

For the EG operator, we start with its simplest form, $\llbracket EG\top \rrbracket(s)$. The n th iteration of the fixpoint computation of $\llbracket EG\top \rrbracket(s)$ computes the least upper bound of the values of all paths of length n emanating from s . Since the state space S is finite, for any path π of length greater than $|S| + 1$, there exists a path π' of length at most $|S| + 1$, whose

value is above the value of π . Thus, the fixpoint computation converges after at most $|S| + 2$ iterations. The result is extended to the general case by the fact that computing $EG\varphi$ on a χ Kripke structure, M , with transition relation, \mathbb{R} , is equivalent to computing $EG\top$ on a χ Kripke structure, M' , obtained from M by replacing its transition relation with $\mathbb{R}'(s, t) = \mathbb{R}(s, t) \wedge \llbracket \varphi \rrbracket(s)$.

THEOREM 11. [Gurfinkel, 2002] *Model-checking a χ CTL formula $EG\varphi$ on a χ Kripke structure with a state space S takes at most $|S| + 2$ iterations.*

5.4.2 Running time of each iteration. To understand the running time of each iteration, we need to analyze the running time of individual operations: mv-set union, intersection, complement, and backward image. The first three operations can be done in the time linear in the size of the representation of the corresponding mv-sets ($O(|S|)$). Backward image includes a disjunction ($O(|S|)$) of conjunctions between the formula and the transition relation (each taking $O(|S|)$, for the total time of $O(|S|^2)$).

5.4.3 Putting it all together. We established that there are $O(|S|)$ iterations before a fixpoint is reached, and each iteration takes $O(|S|^2)$. Thus, each fixpoint requires $O(|S| \times |S|^2) = O(|S|^3)$. Since a given χ CTL formula, φ , contains at most $|\varphi|$ different subformulas, the running time of our model-checking algorithm is $O(|S|^3 \times |\varphi|)$. If instead of $|S|$, we use n to represent the size of the model, which equals $|S| + |R|$, then the overall running time is $O(n^2 \times |\varphi|)$, which is the expected result for CTL model-checking [Clarke et al., 1999]. Finally, $|S| \leq |\mathcal{L}|^{|A|}$, so the running time of our model-checker is bounded above by $O(|\mathcal{L}|^{3 \times |A|} \times |\varphi|)$.

Note that our estimate of $|S|$ is too pessimistic. In multi-valued model-checking, we can often compactly encode the state-space using the richer algebra. For example, consider the following case: we have a classical model with n states and wish to differentiate between m of those states ($m \ll n$) by introducing an extra variable, a . In classical model-checking, this uncertainty can only be handled by duplicating each of $n - m$ states (one for each value of a). In fact, most of these states are likely to be reachable; thus, the size of the state space nearly doubles. In the multi-valued case, the reachable state-space increases at most by m states. This computation did not take into account the presence of uncertainty in transitions; these could also be encoded into the binary representation, but would lead to a further state-space increase. Thus, we conjecture that $|S| \ll |\mathcal{L}|^{|A|}$ because of the compact encoding of models using multiple values of the algebra, and because many variable/value combinations are unreachable. For an illustration, see the 3-valued abstraction of the Button module of the Elevator example in Section 7.2. Further, encoding mv-set operations using MDDs (multi-valued decision diagrams [Srinivasan et al., 1990]), allows us to achieve more practical running times, as discussed in the companion paper [Chechik et al., 2002b].

6. FAIRNESS

In this section, we address the problem of multi-valued model-checking with fairness. We discuss fairness in classical and multi-valued model-checking in Sections 6.1 and 6.2. We proceed by giving a formulation of fair counterparts for all χ CTL operators, starting with EG (Section 6.3) and then using it to define other fair χ CTL operators (Section 6.4). Finally, we analyze the running time of model-checking with fairness in Section 6.5.

6.1 Intuition

In classical model-checking, it is often easier to specify all behaviors of the system being modeled, plus some additional “unwanted” behaviors, and then restrict the analysis to just the “wanted” behaviors of the system. This approach is often taken in practice, because it allows complicated systems to be specified more compactly. Since computations considered in classical model-checking are infinite, a natural way to partition behaviors into “wanted” and “unwanted” is by specifying progress that should be made on a fair computation (path). Thus, we define a computation as fair if and only if a certain progress state, or a sequence of states, occurs in it infinitely often [Clarke et al., 1986]. Formally,

DEFINITION 12. *A path is fair w.r.t. a set of fairness conditions, $C = \{c_1, c_2, \dots, c_n\}$, iff every predicate, c_i , is TRUE on it infinitely often.*

THEOREM 12. *The following statements are equivalent for a path, π , and fairness conditions, $C = \{c_1, \dots, c_k\}$:*

- (1) *Each fairness condition, c_i , occurs infinitely often in π ;*
- (2) *A sequence c_1, c_2, \dots, c_k occurs infinitely often in π .*

6.2 Fairness in Multi-Valued Model-Checking

In the multi-valued case, we want to preserve the ability to specify a larger set of computations than necessary and then restrict our attention to the “wanted”, or fair ones. Multi-valued models already have a notion of “possible” computation: it is a computation where the conjunction of values of transitions between states is non- \perp , and “impossible” otherwise. Thus, if the goal of fairness in the multi-valued model-checking is to enable specification of a system in a concise form, fairness must be able to effectively turn some “possible” computations into “impossible” ones. Therefore, a “wanted” path in the fair system is a “possible” path conjoined with the appropriate fairness condition. Further, fair paths should preserve the “possibility” values of their underlying models, whereas unfair paths should have value \perp . One easy way to guarantee that is by ensuring that the fairness condition is 2-valued, because \top and \perp give us the desired base and identity laws ($x \sqcap \top = x$ and $x \sqcap \perp = \perp$). Thus, we assume that fairness constraints are given by a set of χ CTL formulas, $C = \{c_1, c_2, \dots, c_n\}$, such that each formula always evaluates to either \top or \perp . Intuitively, such expressions consist of boolean predicates ($\sqsubseteq, \sqsupseteq, =, \neq$) on χ CTL formulas. For example, for an arbitrary φ , $AX\varphi$ may evaluate to \mathbf{M} when the logic is $\mathbf{3}$, and thus cannot be used to specify a fairness condition. On the other hand, $\psi \sqsubseteq AX\varphi$ (for some arbitrary φ and ψ) always evaluates to \top or \perp , and thus can be used to specify fairness. Fairness conditions partition the sets of states into mv-sets. For notational convenience we assume that these mv-sets are over the same algebra, $L = (\mathcal{L}, \sqcap, \sqcup, \neg)$, as the model, even though for each fairness condition, c_i , $\forall s \in S \cdot \llbracket c_i \rrbracket(s) \in \{\top, \perp\}$.

We begin defining multi-valued fairness by introducing the concept of *mv-trace*. In classical model-checking, a *trace* from s is a single computation, emanating from s , of the corresponding Kripke structure. On the other hand, a trace in multi-valued model-checking may correspond to several computations, i.e., a witness to an EX operator is not necessarily a single path [Gurfinkel and Chechik, 2003a]. For example, consider the χ Kripke structures Ex_l , Ex_r and Ex_1 , shown in Figures 6 and 3, respectively. As indicated earlier, Ex_1 is the merge of the other two models. Next-state computations from s_0 in models Ex_l and Ex_r are s_0, s_1 and s_0, s_2 , respectively. Yet, as shown in Section 5.2,

both are necessary to evaluate EXb . So, even existential χ CTL operators, and their fair counterparts, are defined and evaluated on *sets of computations*, which we refer to as *mv-traces*.

DEFINITION 13. *An mv-trace in a χ Kripke structure, M , is fair w.r.t. a set of fairness conditions, $C = \{c_1, c_2, \dots, c_n\}$, iff each computation comprising it is fair w.r.t. C .*

Following Huth and Ryan [Huth and Ryan, 2000], we write A_C and E_C for the operators A and E restricted to fair paths. For example, $\llbracket A_C G\varphi \rrbracket(s) = \top$ means that φ is TRUE in every fair mv-trace.

6.3 Fair EG

As in CTL, χ CTL operators $E_C G$, $E_C[\varphi U \psi]$ and $E_C X$ form an adequate set. Given a formulation for $E_C G$, we can define other fair χ CTL operators, as shown in Section 6.4.

Note that $\llbracket E_C G\varphi \rrbracket(s) = \ell$ means that there exists an mv-trace beginning with state s on which $EG\varphi$ holds with value ℓ , and each formula in C is \top infinitely often along each path. Alternatively, if $C = \{c_1, c_2\}$, it is the repetition of the following sequence: φ holds until c_1 , and from that point on, φ holds until c_2 . Formally, we can define this using the following fixpoint formulation:

$$\llbracket E_C G\varphi \rrbracket \triangleq \nu Z. \llbracket \varphi \rrbracket \cap_L \llbracket EXE[\varphi U \varphi \wedge c_1 \wedge EXE[\varphi U \varphi \wedge c_2 \wedge Z]] \rrbracket \quad \text{def. of } E_C G$$

When $C = \{c_1, c_2, \dots, c_k\}$, the above definition can be extended appropriately. The problem with this definition, however, is that it is dependent on the size of C . We thus seek an alternative definition, calling the new operator $E_C G'$.

$$\llbracket E_C G'\varphi \rrbracket \triangleq \nu Z. \llbracket \varphi \rrbracket \cap_L \bigcap_{k=1}^n \llbracket EXE[\varphi U \varphi \wedge Z \wedge c_k] \rrbracket \quad \text{def. of } E_C G'$$

We are now ready to study properties of $E_C G$ and $E_C G'$. We begin by showing that $E_C G'$ becomes EG when there are no fairness conditions present, and then proceed to show that the operators $E_C G$ and $E_C G'$ are equivalent.

THEOREM 13. *When $C = \{\top\}$ (no fairness), $E_C G'$ becomes*

$$\llbracket E_C G'\varphi \rrbracket = \nu Z. \llbracket \varphi \rrbracket \cap_L \llbracket EXE[\varphi U \varphi \wedge Z] \rrbracket = \nu Z. \llbracket \varphi \rrbracket \cap_L \llbracket EXZ \rrbracket = \llbracket EG\varphi \rrbracket$$

THEOREM 14. *Operators $E_C G$ and $E_C G'$ are equivalent.*

6.4 Fairness in Other χ CTL Operators

Computing $E_C X\varphi$ in state s amounts to finding successors of s which are at the start of some fair computation path, and computing $EX\varphi$ using only these successors. In such states $E_C G\top$ has a value other than \perp . Thus, the formulation for $E_C X\varphi$ is

$$\llbracket E_C X\varphi \rrbracket \triangleq \llbracket EX(\varphi \wedge (E_C G\top \supset \perp)) \rrbracket$$

For a similar reason, the formulation for $E_C[\varphi U \psi]$ is

$$\llbracket E_C[\varphi U \psi] \rrbracket = \llbracket E[\varphi U (\psi \wedge (E_C G\top \supset \perp))] \rrbracket$$

Note that both formulations are similar to those of classical CTL.

6.5 Running Time

Running time of the model-checker under fairness conditions, C , is dominated by the computation of $E_C G$ which includes a nested fixpoint. The inner fixpoint is used to compute $E[\varphi U (\mathbb{Z} \wedge c_k)]$ and takes, using a regular model-checking algorithm, $O(|S|^3)$. The outer fixpoint converges after at most $|S|$ iterations, and each iteration involves computing $|C|$ inner fixpoints. Thus, $E_C G \varphi$ can be computed in $O(|C| \times |S|^4)$ time. Since a given formula, φ , contains at most $|\varphi|$ different subformulas, running time of the model-checker under fairness conditions, C , is in $O(|\varphi| \times |C| \times |S|^4)$. Note that running time for χ CTL with fairness reduces to that of the classical CTL model-checker when the underlying logic is classical.

7. IMPLEMENTATION AND APPLICATIONS

In this section, we briefly discuss implementation choices for χ Chek and describe some potential applications for it.

7.1 Implementation

As a proof of concept, we have developed a prototype implementation (in Java) of a multi-valued model-checker called χ Chek [Chechik et al., 2002a]. The checking engine takes as input a list of χ CTL formulas to verify, a model of the system represented as a χ Kripke structure, and a specification of the underlying quasi-boolean algebra. For each χ CTL formula, χ Chek calculates its value in the initial state, returning a counter-example or a witness, if appropriate. The counter-example generator for χ CTL is discussed in detail elsewhere [Gurfinkel and Chechik, 2003a].

Practical symbolic model-checking in a given domain (probabilistic, multi-valued, timed, etc.) depends on efficient algorithms for storing and manipulating sets of states in which a property holds. In our case, we need efficient implementations of operations (union, intersection, complement and backward image) on the mv-set datatype. χ Chek uses a general mv-set interface, and we are experimenting with alternative implementations of mv-sets. As in classical symbolic model-checking, we represent mv-sets using decision diagrams. Several varieties of decision diagrams are suitable. For example, if the mv-set membership function is kept multi-valued, then mv-sets can be easily implemented using Multi-Valued Decision Diagrams (MDDs) [Srinivasan et al., 1990; Chechik et al., 2001a]. Alternatively, each mv-set can be thought of as a collection of classical sets. Symbolically, this approach can be implemented using Multi-Valued Binary-Terminal Decision Diagrams (MBTDDs) [Sasao and Butler, 1996]. Of course, the multi-valued model-checking problem also reduces to several queries to the classical model-checker, run on top of Binary Decision Diagrams (BDDs) [Konikowska and Penczek, 2003; Gurfinkel and Chechik, 2003b]. The tradeoffs between these encodings depend on a number of factors, including the types of questions asked, the size and the shape of the elements of the underlying lattice, and the variable ordering. We describe the implementation and evaluate the performance characteristics of different implementations of the mv-set datatype in a companion paper [Chechik et al., 2002b].

7.2 Applications

Multi-valued model-checking has a number of potential applications in software engineering, for analyzing models that contain uncertainty, disagreement, or relative priority, and for general model exploration. For example:

- The intermediate values of the logic can be used to represent incomplete information (or uncertainty). Such applications typically use a 3-valued logic, with the values \top , \perp and MAYBE. A 3-valued model can be interpreted as a compact representation for a set of *completions* [Bruns and Godefroid, 2000], where a completion is generated by replacing each MAYBE value in the model by either \top or \perp . If a property is \top (respectively, \perp) in a partial model, then it is \top (\perp) in all completions. If a property is MAYBE in a partial model, then it takes different values in different completions: the missing information affects the property. Thus, we can use a 3-valued model-checker to determine if particular properties hold, even though the model is incomplete. We can also use this approach to reduce the size of classical model-checking problems by creating (partial) abstractions of models that have large state-spaces. We describe one such case study below. It is possible to generalize this approach to logics with more than three values, to distinguish levels of uncertainty for the incomplete information, but we have not yet explored such applications.
- The intermediate values of the logic can be used to represent disagreement. Such applications typically use quasi-boolean algebras defined over product lattices. A model based on a product lattice can be interpreted as a compact representation for a set of models (or *views*), where the views may disagree on the values of some transitions or propositions. For example, a model based on a logic 2×2 can be formed by merging information from two separate 2-valued views. One such 4-valued model and its corresponding classical models were shown in Figures 3 and 6, respectively. If a property is \top (respectively, \perp) in each individual view, then it is \top (\perp) in the merged model. If a property is FT or TF in the merged model, then the disagreement affects the property. Multi-valued model checking over such merged models is particularly useful if the views are partial, representing, for example, different modules, features or slices of a larger system. In this case, a multi-valued model-checker can check properties that cannot be expressed in the individual views, because the properties combine vocabulary of several views or refer to interactions between different views. We are exploring this approach for the feature interaction problem in telephony [Easterbrook and Chechik, 2001], and as a tool to support stakeholder negotiations in requirements engineering by tracing from specific disagreements to the properties they affect.
- The intermediate values of the logic can be used to represent relative desirability (or criticality). Such applications typically use chain lattices, also known as total orders. A model based on a chain lattice can be interpreted as a compact representation for a set of partial *layers*, where each successive layer specifies values for transitions left unspecified by previous layers. For example, a model based on a 4-valued chain lattice can be used to represent a system with two levels of criticality. Transitions labeled \top (respectively, \perp) represent core functionality – transitions that must (must not) occur. Transitions labeled with the remaining values represent optional functionality. If a property is \top (respectively, \perp) in this model, then it is true (false) in just the core layer, irrespective of behaviors at the optional layer. We are exploring this approach for reasoning about requirements prioritization and for analyzing survivable systems. In each of these applications, the multi-valued model checker allows us to check which properties are supported by which layer, but avoids having to maintain separate models of the individual layers.
- Elements of our quasi-boolean algebras need not be interpreted as logical values. Con-

sider the *query-checking* problem [Chan, 2000] for which the inputs are a (classical) model and a temporal logic query (TLQ). A TLQ is a temporal logic formula with placeholders for some subformulas, e.g., $AG?$. A query-checker finds the strongest set of assignments of propositional formulas for each placeholder, such that replacing each placeholder with any assignment chosen from its set results in a temporal logic formula that holds in the model. Thus, query-checking is a form of model exploration – it can be used to discover invariants, guards, and postconditions of (sets of) transitions in the model. The query checking problem can be formulated as a multi-valued model checking problem on *upset* lattices², where the elements of the lattices are sets of propositional formulas ordered by set inclusion. The reduction of the query-checking problem to multi-valued model-checking problem is described in [Gurfinkel et al., 2003].

We now demonstrate the use of χ Chek for reasoning about state-space abstraction. Note that this is a *demonstration* rather than a case study aimed at showing the scalability of our approach or the quality of the engineering. Larger case studies as well as experiments aimed at studying the impact of the use of various decision diagrams and other engineering decisions are given in the companion paper [Chechik et al., 2002b].

The use of abstraction has long been proposed as a way to overcome the state-space explosion problem in classical model-checking. Abstraction collapses sets of concrete states into a single abstract state, thus indicating that any differences between the concrete states within a single abstract state are ignored [Cousot and Cousot, 1977; Dams et al., 1997; Dams, 1996]. One way to ensure property preservation during abstraction is to guarantee that a set of states in the concrete model is composed into a single abstract state only if these states have an equivalent transition relation (one can refer to them as *symmetric*). This is a very strong condition, but sufficient for the purposes of our presentation. For example, states s_1 and s_2 can become part of the same abstract state if

$$\forall t. (R(s_1, t) \Leftrightarrow R(s_2, t)) \wedge (R(t, s_1) \Leftrightarrow R(t, s_2))$$

If s_1 and s_2 disagree on a value of a variable, we cannot assign either TRUE (\top) or FALSE (\perp) to this variable in the abstract state. Instead, we can model disagreement using the value MAYBE (M), resulting in a 3-valued logic. This abstraction guarantees *state-wise preservation* [Dams et al., 1997]: if a formula evaluates to \top (\perp) in an abstract state, it evaluates to \top (\perp) in all corresponding concrete states.

For the case study, we have used the SMV elevator model of Plath & Ryan [Plath and Ryan, 1999]³. This model consists of a single elevator which accepts requests made by users pressing buttons at the floor landings or inside the elevator. The elevator moves up and down between floors and opens and closes its doors in response to these requests, according to the Single Button Collective Control (SBCC) strategy [Berney and dos Santos, 1985].

The model is implemented by several SMV modules. The `Main` module declares several instances of the module `Button` (one per floor, called `landingButi`), parameterized by the condition under which the request is considered fulfilled (`reset`), and one instance of the module `Lift`, called `lift`. The `Lift` module declares the variables `floor`, `door` and

²Given the ordered set $(\mathcal{L}, \sqsubseteq)$ and a subset $B \subseteq \mathcal{L}$, then $\uparrow B$ is the set $\{\ell \in \mathcal{L} \mid \exists b \in B. b \sqsubseteq \ell\}$. A subset B of \mathcal{L} is an *upset* if $\uparrow B = B$.

³SMV uses 0 and 1 to represent logic values \perp and \top .

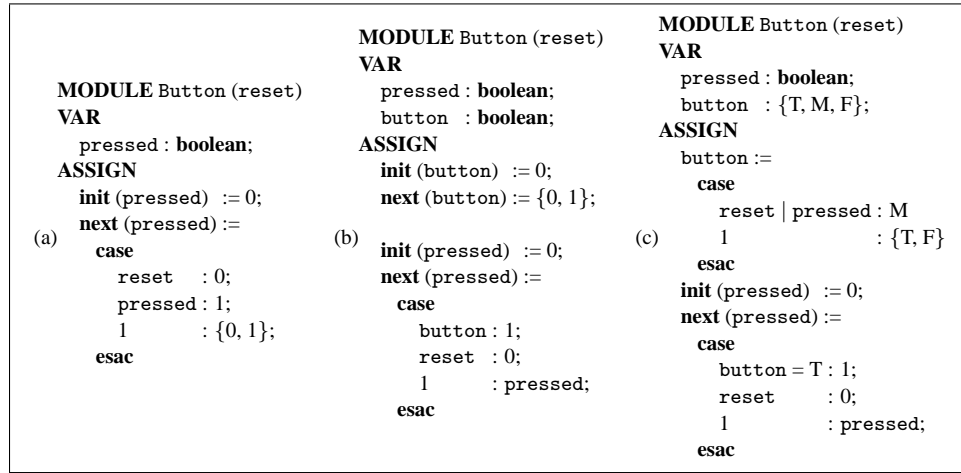


Fig. 7. Three models of the elevator button: (a) the original module Button of Plath & Ryan (in SMV); (b) a modified module Button; (c) an abstracted module Button.

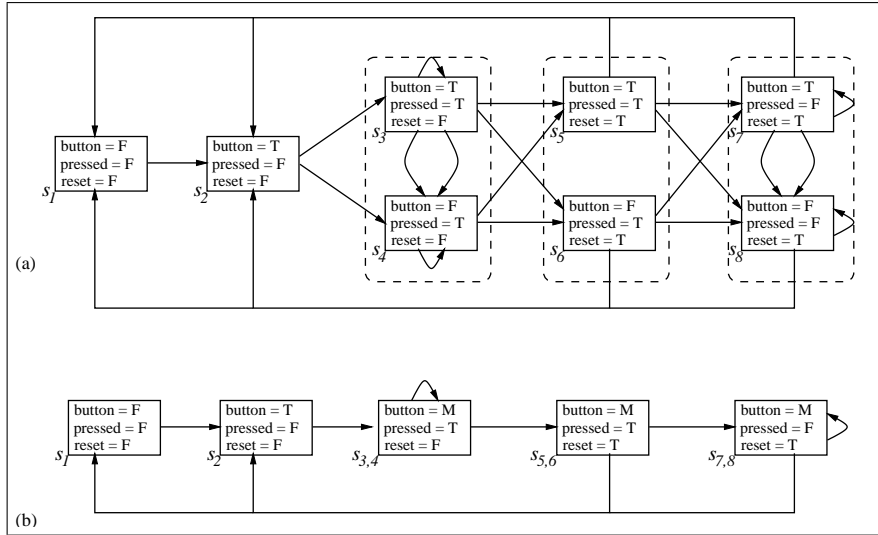


Fig. 8. State machines: (a) of the modified module Button; (b) of the abstracted module Button..

direction as well as further instances of Button to indicate requests from within the elevator (also one per floor, called liftBut_i).

The SMV module Button is shown in Figure 7(a). Once a button is pressed, it latches and remains pressed until the elevator fulfills the request. We modified this module by modeling the latching explicitly: each variable pressed in the module Button is decomposed into two variables, with button representing the actual button that users can press, and pressed representing the latching. The modified button is shown in Figure 7(b), and its state machine in Figure 8(a). The model has eight possible states, corresponding to the evaluation of the tuple (button, pressed, reset). To simplify the presentation, in the state-machine description we assume that a button cannot be reset until it has been latched,

- | |
|---|
| <ol style="list-style-type: none"> 1. “If the door closes, it will eventually open”:
 $AG(\text{lift.door} = \text{closed} \rightarrow AF \text{ lift.door} = \text{open})$ 2. “Pressing a landing button guarantees that the lift will arrive at that landing and open its doors”:
 $AG(\text{landingBut2.button} \rightarrow AF(\text{lift.floor} = 2 \wedge \text{lift.door} = \text{open}))$ 3. “If a button inside the lift is pressed, the lift will eventually arrive at the corresponding floor”:
 $AG(\text{lift.liftBut2.button} \rightarrow AF(\text{lift.floor} = 2 \wedge \text{lift.door} = \text{open}))$ 4. “The lift may stop at floor 2 for landing calls when traveling downwards”:
 $\neg AG((\neg \text{lift.floor} = 2 \wedge \neg \text{lift.liftBut2.button} \wedge \text{lift.direction} = \text{down})$
 $\rightarrow \text{lift.door} = \text{closed})$ 5. “Whenever a button indicator is on, a button is being pressed”
 $AG(\text{lift.liftBut2.pressed} \rightarrow \text{lift.liftBut2.button})$ |
|---|

Fig. 9. Properties of the elevator system.

i.e., `reset` cannot become \top if `pressed` is \perp .

Each of the pairs of states, $\{s_3, s_4\}$, $\{s_5, s_6\}$ and $\{s_7, s_8\}$, (indicated by dashed lines in Figure 8(a)) has a symmetric transition relation and thus can be abstracted. This corresponds to the value of `button` being irrelevant when `pressed` or `reset` are \top . Thus, we can model `button` by a 3-valued variable, as shown in Figure 7(c). The state machine model of the abstract system is shown in Figure 8(b). When this module is composed with the rest of the elevator model, we get a 3-valued model which cannot be directly verified using a classical model-checker. We proceed with the verification using two techniques: (a) the reduction to classical model-checking proposed by Bruns & Godefroid, and (b) directly, using χChek .

The first technique involves two queries to a classical model-checker and is applicable to formulas where negation is applied only to atomic propositions. The first step is the computation of the *complement closure* [Bruns and Godefroid, 2000] of the model by adding an extra variable \bar{a} for each variable a , such that in each state of the model, \bar{a} is equal to $\neg a$. The second step is building two versions of the model: the *pessimistic* version replaces each M value with \perp , while the *optimistic* version replaces each M with \top . The property to be checked must also be converted into the positive normal form, by pushing all negations to the level of atomic propositions and replacing each negated variable a with the corresponding variable \bar{a} . The model-checker is called on the pessimistic and the optimistic models, and the results are combined as follows: if the pessimistic model yields \top , return \top ; else if the optimistic model yields \perp , return \perp ; otherwise, return M . Alternatively, the order of checks can be reversed: if the optimistic model yields \perp , return \perp ; else if the pessimistic model yields \top , return \top ; otherwise, return M . Both versions of this technique have the same worst-case complexity as χChek , i.e., linear in the size of the model and the size of the formula. Yet, given a model of interest, it is not clear whether the B&G technique or χChek performs better.

The properties of the elevator system that we verified are given in Figure 9. Properties 1-4 are taken directly from [Plath and Ryan, 1999], with the variable `pressed` replaced by `button` in all terms involving landing or elevator buttons because of our change to the module `Button`. Property 5 is our own addition. Similar properties can be formulated for all other floors and all other landing and elevator buttons. In a correct elevator system, we expect property 1 to evaluate to \perp , properties 2-4 to evaluate to \top , and property 5 to evaluate to \perp .

Given classical logic as input, χChek acts as a classical model-checker. Thus, we can compare the two approaches using the same model-checking engine, and hence factor out

Model	CTL Property Number	Result	Bruns & Godefroid				χ Chek
			Pessimistic	Optimistic	Total	Best	
3-floor	1.	\perp	0.756 s	0.774 s	1.53 s	0.774 s	0.306 s
	2.	T	0.273 s	0.182 s	0.455 s	0.273 s	0.114 s
	3.	T	0.249 s	0.173 s	0.422 s	0.249 s	0.119 s
	4.	T	0.608 s	0.634 s	1.242 s	0.608 s	0.299 s
	5.	M	0.087 s	0.155 s	0.242 s	0.242 s	0.105 s
Size of trans. relation			2130	2153			954
4-floor	1.	\perp	4.638 s	4.594 s	9.232 s	4.594 s	2.29 s
	2.	T	0.936 s	0.942 s	1.878 s	0.936 s	0.463 s
	3.	T	0.869 s	1.044 s	1.913 s	0.869 s	0.494 s
	4.	T	3.767 s	3.698 s	7.465 s	3.767 s	2.122 s
	5.	M	0.047 s	0.502 s	0.549 s	0.549 s	0.298 s
Size of trans. relation			5249	5307			2367

Table I. Elevator abstraction: comparison between (up to) two runs of the classical model-checker and a run of χ Chek..

implementation issues in the experiments. We parameterized the model by the number of floors, and ran our experiments using models with 3 and 4 floors. For both approaches, we ran χ Chek with mv-sets implemented using MDDs on a Pentium III with 850 MHz processor and 256 MB RAM, running Sun JDK 1.3 under Linux 2.2.19. Table I summarizes the results. Since it is cannot be determined *a priori* which version of the B&G technique yields the best performance, we give running times on pessimistic and optimistic models separately and then list their total (if the choice is made incorrectly and both checks need to be run) and the best time (if the choice is made correctly, and, where possible, only one check is needed). For example, verification of property 1 on the 4-floor elevator can be done in $4.638 + 4.594 = 9.232$ seconds using two queries to “classical” χ Chek if we started with the pessimistic model, and in 4.594 seconds if we started with the optimistic model. The same property can be verified in 2.29 seconds when χ Chek uses 3-valued logic directly. Note that property 5 evaluates to M in both models, as opposed to the expected \perp . This was caused by the abstraction we made to the module `Button`: it is possible that `pressed` is T while `button` is M.

The size of the transition relation, as encoded into decision diagrams, does not change from property to property, so in Table I we show it only once for each elevator model. The process of constructing the complement closure in the Bruns & Godefroid approach roughly doubles the size of the models and slows down the analysis, as confirmed by the experiments. Replacing MDDs by other decision diagram implementations preserves the same relationship between sizes of the encoding [Checkik et al., 2002a].

Also, note that in our comparisons we did not optimize either method. Potentially, by determining which atomic propositions are negated in the formulas to be verified and only including these in the complement closure, the size of the transition relation and the running time in the Bruns & Godefroid method can be improved. However, in the case of the elevator model, most of the atomic propositions can appear on the left-hand side of the implication, and thus need to be negated. Multi-valued model-checking can also be improved: currently we represent all variables as if they can range over all values of the logic, e.g., `pressed` and `reset` are 3-valued, even though they do not need to be. Representing boolean variables explicitly can lead to faster verification times.

Finally, other experiments (see [Chechik et al., 2002b]) seem to indicate that the above relationship between the performance of the two approaches holds in general, but further investigation is necessary to confirm this hypothesis.

8. CONCLUSION

In this section, we summarize the paper, compare the work presented here with that of other researchers, and outline directions for future work.

8.1 Summary

Multi-valued algebras can be useful in a variety of verification tasks. For example, they can help reason about partial systems, solve feature interaction problems, and support general model exploration.

In this paper, we introduced an extension of classical CTL model-checking to reasoning with quasi-boolean algebras. We gave semantics to and categorized properties of a multi-valued extension of CTL, called λ CTL. We also described a notion of multi-valued Kripke structures, and showed how model-checking can be extended to dealing with systems containing fairness. Finally, we presented a multi-valued symbolic model-checker λ Chek and illustrated its behaviour and performance.

8.2 Related Work

Multi-valued algebras, also often called "logics", have been explored for a variety of applications in databases [Gaines, 1979], knowledge representation [Ginsberg, 1987], machine learning [Michalski, 1977], and circuit design [Hazelhurst, 1996]. A number of specific propositional multi-valued logics have been proposed and studied. For example, Łukasiewicz [Łukasiewicz, 1970] first introduced a 3-valued logic to allow for propositions whose truth values are 'unknown', and Kleene [Kleene, 1952] studied several alternative 3-valued logics. Belnap [Belnap, 1977] proposed a 4-valued logic that introduced the value "both" (i.e. both TRUE *and* FALSE), to handle inconsistent assertions in database systems. Each of these logics can be generalized to allow for additional levels of uncertainty or disagreement. The class of quasi-boolean algebras defined in this paper includes many existing multi-valued propositional logics, including those of Kleene and Belnap. Work has also been done on deciding a more general class of logics. In particular, the work of Hähnle and others [Hähnle, 1994; Sofronie-Stokkermans, 2001] has led to the development of several theorem-provers for first-order multi-valued logics.

Multi-valued extensions of modal logics have been explored by Fitting [Fitting, 1991a; Fitting, 1992] who introduced a notion of multi-valued models and extended propositional modal logic (i.e. a fragment of CTL where the modal operators are limited to AX and EX) to reasoning over such models. In his work, values of propositions and transitions of the model come from a Heyting instead of a quasi-boolean algebra. Since Boolean algebras (Definition 6) lie in the intersection of quasi-boolean and Heyting algebras, our work can be seen as (1) extending Fitting's multi-valued modal logic with additional modal operators, and (2) extending multi-valued modal models to quasi-boolean algebras.

A number of recent papers [Bruns and Godefroid, 2000; Bruns and Godefroid, 1999; Godefroid et al., 2001; Huth et al., 2001; Huth et al., 2003] addressed the problem of model-checking over the algebra $\mathbf{3}$ on a variety of 3-valued finite-state transition systems. Bruns and Godefroid [Bruns and Godefroid, 1999; Bruns and Godefroid, 2000] investigated 3-valued model-checking on Partial Kripke structures, where propositions are 3-

valued but the transition relation is boolean. They extended branching-time temporal logic to this case, proposing a 3-valued modal logic for expressing properties of partial models. Model-checking of positive properties (properties that do not contain negation) in this logic reduces to two questions to a classical model-checker. This approach can be also applied to full μ -calculus by computing *complement closure* [Bruns and Godefroid, 2000] of the model at the expense of increasing the size of the model and verification time. To make the analysis more precise, the authors describe a *thorough semantics* of 3-valued model-checking under which a property evaluates to MAYBE if and only if there are two refinements of the partial model that disagree on the value of this property.

Godefroid et al. [Godefroid et al., 2001] provided an extension of the original 3-valued model-checking algorithm to Modal Transition Systems (MTS) – a generalization of Labeled Transition Systems of Larsen and Thomsen [Larsen and Thomsen, 1988], in which the transition relation is allowed to become 3-valued. Such systems have “must”, “may” and “must not” type transitions. The authors define a 3-valued extension of the modal μ -calculus for MTS and describe an algorithm for model-checking in a fragment of this language using classical model-checking. The idea is further extended by Huth et al. [Huth et al., 2001; Huth et al., 2003] to Kripke Modal Transition Systems which are equivalent to our λ Kripke structures when the algebra is $\mathbf{3}$. All of these modeling formalisms have been shown to be equivalent [Godefroid and Jagadeesan, 2003].

When 3-valued algebras are applied to reasoning about inconsistencies, all inconsistencies are represented using the value M. When model-checking returns \top or \perp , this indicates that inconsistencies do not matter. However, when model-checking returns M, there is insufficient support for discovering sources of inconsistencies or for negotiation. If model-checking on a larger class of algebras is possible, such as with λ Chek, we can refine the algebra when model-checking returns M, e.g., keeping track of exact sources of all disagreements, and thus allow the users to determine which inconsistencies matter and help focus potential negotiations.

Huth and Pradhan [Huth and Pradhan, 2003] study multi-valued model-checking where the underlying algebra is defined on AC-lattices rather than De Morgan lattices. AC lattices are a pair of lattices, with negation mapping between them. In particular, the authors study the problem of discovering sources of inconsistency between multiple viewpoints. Each of the C stakeholders, arranged in a partial order of dominance, submits a partial model, consisting of valid (“must”) and consistent (“may”) statements about states and transitions. The methodology assumes that each viewpoint has a possibly incomplete but consistent description over the same global vocabulary. The systems are on different levels of abstraction. Given a first-order property, the model-checking problem is to determine sets of stakeholders for which the property is valid or consistent, respectively. The model-checking problem is reduced to reasoning about C single-view partial models. Verification of each model is performed by switching between “valid” and “consistent” interpretations of satisfiability of properties. Our work is complementary to the above: Huth and Pradhan propose to handle inconsistencies between refinements of the same system, whereas multi-valued models encode inconsistencies between the different descriptions on the same level of abstraction.

Symbolic probabilistic model-checking has been implemented as part of the tool PROBVERUS [Baier et al., 1997]. The models used in this work are Kripke structures where edges are labeled with probabilities assigned to the corresponding transitions, and state variables are classically-valued. Thus, the data structures used by PROBVERUS are *Multi-*

Terminal Binary Decision Diagrams (MTBDDs) [Baier and Clarke, 1998], which are equivalent to the *Algebraic Decision Diagrams* (ADDs) of Somenzi et al. [Bahar et al., 1993]. Each non-terminal node of MTBDDs has two children, and the number of terminal nodes depends on the range of the function being represented.

8.3 Future Work

We plan to extend the work presented in this paper in a number of directions. First of all, success of multi-valued model-checking depends in part on our ability to engineer the model-checker to handle non-trivial problems. To this effect, we are currently working on optimizations of symbolic representations of mv-sets [Chechik et al., 2002b] and empirically characterizing the tradeoffs between different symbolic representations.

Preliminary work on multi-valued LTL (χ LTL) model-checking has been reported in [Chechik et al., 2001b]. We are now interested in extending χ Chек to handling χ LTL properties symbolically. We are also interested in conducting a number of case studies that use the multi-valued model-checking approach described in this paper.

Acknowledgments

We would like Wendy MacCaull, Albert Lai, Christopher Thompson-Walsh and Victor Petrovykh for many interesting discussions and for their help implementing the model-checker. We are also indebted to Albert Lai for his help with several aspects of lattice theory presented in this paper. Finally, we are grateful to members of the University of Toronto formal methods reading group and the anonymous referees for helping us refine the ideas presented in this paper and improve the clarity of the presentation. This work was financially supported by NSERC and CITO.

REFERENCES

- Anderson, A. and Belnap, N. (1975). *Entailment. Vol. 1*. Princeton University Press.
- Back, R.-J. and von Wright, J. (1998). *Refinement Calculus: A Systematic Approach*. Springer-Verlag.
- Bahar, R., Frohm, E., Gaona, C., Hachtel, G., Macii, E., Pardo, A., and Somenzi, F. (1993). “Algebraic Decision Diagrams and Their Applications”. In *IEEE /ACM International Conference on Computer-Aided Design (ICCAD’93)*, pages 188–191, Santa Clara, California. IEEE Computer Society Press.
- Baier, C. and Clarke, E. M. (1998). “The Algebraic Mu-Calculus and MTBDDs”. In *Proceedings of 5th Workshop on Logic, Language, Information and Computation, (WoLLIC’98)*, pages 27–38.
- Baier, C., Clarke, E. M., Hartonas-Garmhausen, V., Kwiatkowska, M. Z., and Ryan, M. (1997). “Symbolic Model Checking for Probabilistic Processes”. In Degano, P., Gorrieri, R., and Marchetti-Spaccamela, A., editors, *Automata, Languages and Programming, 24th International Colloquium*, volume 1256 of *Lecture Notes in Computer Science*, pages 430–440, Bologna, Italy. Springer.
- Belnap, N. (1977). “A Useful Four-Valued Logic”. In Dunn and Epstein, editors, *Modern Uses of Multiple-Valued Logic*, pages 30–56. Reidel.
- Berney, G. and dos Santos, S. (1985). *Elevator Analysis, Design and Control*. IEE Control Engineering Series 2. Peter Peregrinus Ltd.
- Birkhoff, G. (1967). *Lattice Theory*. American Mathematical Society, Providence, RI, 3 edition.
- Bolc, L. and Borowik, P. (1992). *Many-Valued Logics*. Springer-Verlag.
- Bruns, G. and Godefroid, P. (1999). “Model Checking Partial State Spaces with 3-Valued Temporal Logics”. In *Proceedings of Proceedings of 11th International Conference on Computer-Aided Verification (CAV’99)*, volume 1633 of *Lecture Notes in Computer Science*, pages 274–287, Trento, Italy. Springer.
- Bruns, G. and Godefroid, P. (2000). “Generalized Model Checking: Reasoning about Partial State Spaces”. In Palamidessi, C., editor, *Proceedings of 11th International Conference on Concurrency Theory (CONCUR’00)*, volume 1877 of *Lecture Notes in Computer Science*, pages 168–182, University Park, PA, USA. Springer.

- Chan, W. (2000). “Temporal-Logic Queries”. In Emerson, E. and Sistla, A., editors, *Proceedings of 12th Conference on Computer Aided Verification (CAV’00)*, volume 1855 of *Lecture Notes in Computer Science*, pages 450–463, Chicago, IL, USA. Springer.
- Chechik, M., Devereux, B., and Easterbrook, S. (2001a). “Implementing a Multi-Valued Symbolic Model-Checker”. In *Proceedings of 7th International Conference on Tools and Algorithms for the Construction and Analysis of Systems (TACAS’01)*, volume 2031 of *Lecture Notes in Computer Science*, pages 404–419. Springer.
- Chechik, M., Devereux, B., and Gurfinkel, A. (2001b). “Model-Checking Infinite State-Space Systems with Fine-Grained Abstractions Using SPIN”. In *Proceedings of 8th SPIN Workshop on Model Checking Software*, volume 2057 of *Lecture Notes in Computer Science*, pages 16–36, Toronto, Canada. Springer.
- Chechik, M., Devereux, B., and Gurfinkel, A. (2002a). “ χ Chek: A Multi-Valued Model-Checker”. In *Proceedings of 14th International Conference on Computer-Aided Verification (CAV’02)*, *Lecture Notes in Computer Science*, pages 505–509, Copenhagen, Denmark. Springer.
- Chechik, M. and Ding, W. (2002). “Lightweight Reasoning about Program Correctness”. *Information Systems Frontiers*, 4(4):363–377.
- Chechik, M., Gurfinkel, A., Devereux, B., Lai, A., and Easterbrook, S. (2002b). “Symbolic Data Structures for Multi-Valued Model-Checking”. CSRG Tech Report 446, University of Toronto. Submitted for publication.
- Chechik, M. and MacCaull, W. (2003). “CTL Model-Checking over Logics with Non-Classical Negation”. In *Proceedings of 33rd IEEE International Symposium on Multi-Valued Logics (ISMVL’03)*, pages 293–300, Tokyo, Japan.
- Clarke, E., Emerson, E., and Sistla, A. (1986). “Automatic Verification of Finite-State Concurrent Systems Using Temporal Logic Specifications”. *ACM Transactions on Programming Languages and Systems*, 8(2):244–263.
- Clarke, E., Grumberg, O., and Peled, D. (1999). *Model Checking*. MIT Press.
- Cousot, P. and Cousot, R. (1977). “Static Determination of Dynamic Properties of Generalized Type Unions”. *SIGPLAN Notices*, 12(3).
- Dams, D. (1996). *Abstract Interpretation and Partition Refinement for Model Checking*. PhD thesis, Eindhoven University of Technology, The Netherlands.
- Dams, D., Gerth, R., and Grumberg, O. (1997). “Abstract Interpretation of Reactive Systems”. *ACM Transactions on Programming Languages and Systems*, 2(19):253–291.
- Devereux, B. (2002). “Strong Next-time Operators for Multiple-Valued μ -calculus”. In *Proceedings of FLOC’02 Workshop on Fixpoints in Computer Science (FICS)*, pages 40–43, Copenhagen, Denmark.
- Dunn, J. (1999). “A Comparative Study of Various Model-Theoretic Treatments of Negation: A History of Formal Negation”. In Gabbay, D. and Wansing, H., editors, *What is Negation*. Kluwer Academic Publishers.
- Easterbrook, S. and Chechik, M. (2001). “A Framework for Multi-Valued Reasoning over Inconsistent Viewpoints”. In *Proceedings of International Conference on Software Engineering (ICSE’01)*, pages 411–420, Toronto, Canada. IEEE Computer Society Press.
- Fitting, M. (1991a). “Many-Valued Modal Logics”. *Fundamenta Informaticae*, 15(3-4):335–350.
- Fitting, M. (1992). “Many-Valued Modal Logics II”. *Fundamenta Informaticae*, 17:55–73.
- Fitting, M. C. (1991b). “Kleene’s Logic, Generalized”. *Journal of Logic and Computation*, 1(6):797–810.
- Gaines, B. R. (1979). “Logical Foundations for Database Systems”. *International Journal of Man-Machine Studies*, 11(4):481–500.
- Ginsberg, M. (1987). “Multi-valued logic”. In Ginsberg, M., editor, *Readings in Nonmonotonic Reasoning*, pages 251–255. Morgan-Kaufmann Pub.
- Ginsberg, M. L. (1988). “Multivalued Logics: A Uniform Approach to Reasoning in Artificial Intelligence”. *Computational Intelligence*, 4(3):265–316.
- Godefroid, P., Huth, M., and Jagadeesan, R. (2001). “Abstraction-based Model Checking using Modal Transition Systems”. In Larsen, K. and Nielsen, M., editors, *Proceedings of 12th International Conference on Concurrency Theory (CONCUR’01)*, volume 2154 of *Lecture Notes in Computer Science*, pages 426–440, Aalborg, Denmark. Springer.
- Godefroid, P. and Jagadeesan, R. (2003). “On the Expressiveness of 3-Valued Models”. In *Proceedings of 4th International Conference on Verification, Model Checking, and Abstract Interpretation (VMCAI’03)*, volume 2575 of *Lecture Notes in Computer Science*, pages 206–222, New York, USA. Springer.
- Goguen, J. (1967). L-fuzzy sets. *Journal of Mathematical Analysis and Applications*, 18(1):145–174.

- Gurfinkel, A. (2002). “Multi-Valued Symbolic Model-Checking: Fairness, Counter-Examples, Running Time”. Master’s thesis, University of Toronto, Department of Computer Science.
- Gurfinkel, A. and Chechik, M. (2003a). “Generating Counterexamples for Multi-Valued Model-Checking”. In *Proceedings of Formal Methods Europe (FME’03)*, Pisa, Italy.
- Gurfinkel, A. and Chechik, M. (2003b). “Multi-Valued Model-Checking via Classical Model-Checking”. In *Proceedings of 14th International Conference on Concurrency Theory (CONCUR’03)*, Marseille, France.
- Gurfinkel, A., Chechik, M., and Devereux, B. (2003). “Temporal Logic Query Checking: A Tool for Model Exploration”. *IEEE Transactions on Software Engineering*. To appear.
- Hähnle, R. (1994). *Automated Deduction in Multiple-Valued Logics*, volume 10 of *International Series of Monographs on Computer Science*. Oxford University Press.
- Hazelhurst, S. (1996). *Compositional Model Checking of Partially Ordered State Spaces*. PhD thesis, Department of Computer Science, University of British Columbia.
- Hehner, E. (1993). *A Practical Theory of Programming*. Texts and Monographs in Computer Science. Springer-Verlag, New York.
- Huth, M., Jagadeesan, R., and Schmidt, D. (2003). “A Domain Equation for Refinement of Partial Systems”. *Mathematical Structures in Computer Science*. (Accepted for publication).
- Huth, M., Jagadeesan, R., and Schmidt, D. A. (2001). “Modal Transition Systems: A Foundation for Three-Valued Program Analysis”. In *Proceedings of 10th European Symposium on Programming (ESOP’01)*, volume 2028 of *Lecture Notes in Computer Science*, pages 155–169. Springer.
- Huth, M. and Pradhan, S. (2003). “An Ontology for Consistent Partial Model Checking”. *Electronic Notes in Theoretical Computer Science*, 23.
- Huth, M. and Ryan, M. (2000). *Logic in Computer Science: Modeling and Reasoning About Systems*. Cambridge University Press.
- Kleene, S. C. (1952). *Introduction to Metamathematics*. New York: Van Nostrand.
- Konikowska, B. and Penczek, W. (2003). “Model Checking for Multi-Valued Computation Tree Logics”. In Fitting, M. and Orłowska, E., editors, *Beyond Two: Theory and Applications of Multiple Valued Logic*, pages 193–210. Physica-Verlag.
- Kozen, D. (1983). “Results on the Propositional μ -calculus”. *Theoretical Computer Science*, 27:334–354.
- Larsen, K. and Thomsen, B. (1988). “A Modal Process Logic”. In *Proceedings of 3rd Annual Symposium on Logic in Computer Science (LICS’88)*, pages 203–210. IEEE Computer Society Press.
- Lukasiewicz, J. (1970). *Selected Works*. North-Holland, Amsterdam, Holland.
- McMillan, K. (1993). *Symbolic Model Checking*. Kluwer Academic.
- Michalski, R. S. (1977). “Variable-Valued Logic and its Applications to Pattern Recognition and Machine Learning”. In Rine, D. C., editor, *Computer Science and Multiple-Valued Logic: Theory and Applications*, pages 506–534. North-Holland, Amsterdam.
- Plath, M. and Ryan, M. (1999). “SFI: A Feature Integration Tool”. In Berghammer, R. and Lakhnech, Y., editors, *Tool Support for System Specification, Development and Verification*, Advances in Computer Science, pages 201–216. Springer.
- Rasiowa, H. (1978). *An Algebraic Approach to Non-Classical Logics. Studies in Logic and the Foundations of Mathematics*. Amsterdam: North-Holland.
- Sagiv, M., Reps, T., and Wilhelm, R. (1999). “Parametric Shape Analysis via 3-Valued Logic”. In *Proceedings of 26th Annual ACM Symposium on Principles of Programming Languages*, pages 105–118, New York, NY. ACM.
- Sasao, T. and Butler, J. (1996). “A Method to Represent Multiple-Output Switching Functions Using Multi-Valued Decision Diagrams”. In *Proceedings of IEEE International Symposium on Multiple-Valued Logic (ISMVL’96)*, pages 248–254, Santiago de Compostela, Spain.
- Sofronie-Stokkermans, V. (2001). Automated theorem proving by resolution for finitely-valued logics based on distributive lattices with operators. *An International Journal of Multiple-Valued Logic*, 6(3-4):289–344.
- Srinivasan, A., Kam, T., Malik, S., and Brayton, R. (1990). “Algorithms for Discrete Function Manipulation”. In *IEEE/ACM International Conference on Computer-Aided Design (ICCAD’90)*, pages 92–95, Santa Clara, CA, USA. IEEE Computer Society.

A. PROOFS

We give proofs of selected theorems here. Our proofs follow the *calculational style* [Hehner, 1993; Back and von Wright, 1998].

THEOREM 1. *A product of two quasi-boolean algebras is quasi-boolean, that is,*

$$\begin{aligned}
(1) \quad & \neg\neg(a, b) = (a, b) \\
(2) \quad & \neg((a_1, b_1) \sqcap (a_2, b_2)) = (\neg a_1, \neg b_1) \sqcup (\neg a_2, \neg b_2) \\
(3) \quad & \neg((a_1, b_1) \sqcup (a_2, b_2)) = (\neg a_1, \neg b_1) \sqcap (\neg a_2, \neg b_2) \\
(4) \quad & (a_1, b_1) \sqsubseteq (a_2, b_2) \Leftrightarrow \neg(a_1, b_1) \supseteq \neg(a_2, b_2)
\end{aligned}$$

Proof:

$$\begin{aligned}
(1) \quad & \neg\neg(a, b) && \neg \text{ of pairs} \\
\Leftrightarrow & \neg(\neg a, \neg b) && \neg \text{ of pairs} \\
\Leftrightarrow & (\neg\neg a, \neg\neg b) && \neg \text{ involution} \\
\Leftrightarrow & (a, b) && \\
(2) \quad & \neg((a_1, b_1) \sqcap (a_2, b_2)) && \sqcap \text{ of pairs} \\
\Leftrightarrow & \neg((a_1 \sqcap a_2), (b_1 \sqcap b_2)) && \neg \text{ of pairs} \\
\Leftrightarrow & (\neg(a_1 \sqcap a_2), \neg(b_1 \sqcap b_2)) && \text{De Morgan} \\
\Leftrightarrow & (\neg a_1 \sqcup \neg a_2, \neg b_1 \sqcup \neg b_2) && \sqcup \text{ of pairs} \\
\Leftrightarrow & (\neg a_1, \neg b_1) \sqcup (\neg a_2, \neg b_2) && \\
(4) \quad & (a_1, b_1) \sqsubseteq (a_2, b_2) && \sqsubseteq \text{ of pairs} \\
\Leftrightarrow & a_1 \sqsubseteq a_2 \wedge b_1 \sqsubseteq b_2 && \neg \text{ antimonotonic} \\
\Leftrightarrow & \neg a_1 \supseteq \neg a_2 \wedge \neg b_1 \supseteq \neg b_2 && \supseteq \text{ of pairs} \\
\Leftrightarrow & (\neg a_1, \neg b_1) \supseteq (\neg a_2, \neg b_2) && \neg \text{ of pairs} \\
\Leftrightarrow & \neg(a_1, b_1) \supseteq \neg(a_2, b_2) &&
\end{aligned}$$

The proof of (3) is similar to that of (2). \square

THEOREM 2. *For a 2-valued set \mathbb{S} on S , the following holds:*

$$\begin{aligned}
(1) \quad & \text{The membership function } \mathbb{S}(x) \text{ is a boolean predicate} \\
(2) \quad & (\mathbb{S} \cap_2 \mathbb{S}') = \{x \mid \mathbb{S}(x) \wedge \mathbb{S}'(x)\} = (\mathbb{S} \cap \mathbb{S}') \\
(3) \quad & (\mathbb{S} \cup_2 \mathbb{S}') = \{x \mid \mathbb{S}(x) \vee \mathbb{S}'(x)\} = (\mathbb{S} \cup \mathbb{S}') \\
(4) \quad & \overline{\mathbb{S}}(x) = x \in (S - \{y \mid \mathbb{S}(y) = \top\})
\end{aligned}$$

Proof:

The proof follows from the fact that the set membership function $\mathbb{S}(x)$ is boolean. Then, each mv-set is boolean and thus union, intersection and complement reduce to classical. \square

THEOREM 3. *The forward and backward image of a 2-valued set, \mathbb{Q} , under a 2-valued relation, \mathbb{R} , are as follows:*

$$\begin{aligned}
(1) \quad & \overrightarrow{\mathbb{R}}(\mathbb{Q}) = \lambda t \in T. \bigvee_{\{s \in S \mid \mathbb{R}(s,t)\}} \mathbb{S}(s) \\
(2) \quad & \overleftarrow{\mathbb{R}}(\mathbb{Q}) = \lambda s \in S. \bigvee_{\{t \in T \mid \mathbb{R}(s,t)\}} \mathbb{T}(t)
\end{aligned}$$

Proof:

$$\begin{aligned}
& \vec{\mathbb{R}}(\mathbb{Q}) && \text{def. of } \vec{\mathbb{R}} \\
= & \lambda t \cdot \bigsqcup_{s \in S} (\mathbb{Q}(s) \sqcap \mathbb{R}(s, t)) && \mathbb{R} \text{ is a boolean relation} \\
= & \lambda t \cdot \bigsqcup_{\{s \in S \mid \mathbb{R}(s, t)\}} \mathbb{Q}(s) && \text{Theorem 2} \\
= & \lambda t \cdot \bigvee_{\{s \in S \mid \mathbb{R}(s, t)\}} \mathbb{Q}(s)
\end{aligned}$$

The proof of (2) is similar. \square

THEOREM 4. *χ CTL reduces to CTL when the algebra is $\mathbf{2}$. That is,*

$$\begin{aligned}
(1) \quad & \llbracket EX\varphi \rrbracket = \llbracket EX^B\varphi \rrbracket \\
(2) \quad & \llbracket EG\varphi \rrbracket = \llbracket EG^B\varphi \rrbracket \\
(3) \quad & \llbracket E[\varphi U \psi] \rrbracket = \llbracket E[\varphi U^B \psi] \rrbracket
\end{aligned}$$

where EG^B , EU^B , and EX^B are classical CTL operators defined in Section 2.

Proof:

(1) holds by Theorem 3. The proof for (2) is based on the fact that $\llbracket EG\varphi \rrbracket$ can be represented by $\nu \mathbb{Z}.F(\mathbb{Z})$, where $F(\mathbb{Z}) = \llbracket \varphi \rrbracket \sqcap_L \llbracket EX\mathbb{Z} \rrbracket$. Since $F(\mathbb{Z})$ reduces to its boolean version syntactically, $\llbracket EG\varphi \rrbracket$ reduces to $\llbracket EG^B\varphi \rrbracket$. The proof for (3) is similar to that of (2). \square

THEOREM 5. *χ CTL operators AX and EX are monotone.*

Proof:

We begin by reciting some properties of monotone functions and fixpoints. Assume that F and G are monotone functions. Then, $F(\mathbb{Z}) \cup G(\mathbb{Z})$, $F(\mathbb{Z}) \cap G(\mathbb{Z})$, and $F(\overline{\mathbb{Z}})$ are monotone.

We want to show that EX is monotone:

$$\begin{aligned}
& \mathbb{Z} \subseteq_L \mathbb{Y} && \text{def. of } \subseteq_L \\
\Rightarrow & \forall t \in S \cdot \mathbb{Z}(t) \subseteq \mathbb{Y}(t) && \sqcap \text{ is monotone} \\
\Rightarrow & \forall s \in S \cdot \forall t \in S \cdot \mathbb{R}(s, t) \sqcap \mathbb{Z}(t) \subseteq \mathbb{R}(s, t) \sqcap \mathbb{Y}(t) && \sqcup \text{ is monotone} \\
\Rightarrow & \forall s \in S \cdot \bigsqcup_{t \in S} \mathbb{R}(s, t) \sqcap \mathbb{Z}(t) \subseteq \bigsqcup_{t \in S} \mathbb{R}(s, t) \sqcap \mathbb{Y}(t) && \text{def. of } EX \\
\Rightarrow & \forall s \in S \cdot \llbracket EX\mathbb{Z} \rrbracket(s) \subseteq \llbracket EX\mathbb{Y} \rrbracket(s) && \text{def. of } \subseteq_L \\
\Rightarrow & \llbracket EX\mathbb{Z} \rrbracket \subseteq_L \llbracket EX\mathbb{Y} \rrbracket
\end{aligned}$$

AX is monotone because $\llbracket AX \rrbracket = \overline{\llbracket EX\neg \rrbracket}$ and EX is monotone. \square

THEOREM 6. *The definition of χ CTL ensures that for each φ , $\llbracket \varphi \rrbracket$ forms a partition.*

Proof:

To prove this theorem, it suffices to prove that the computation of $EX\varphi$ forms a partition. All other operators are computed using fixpoints and applications of \cup_L , \cap_L , and \neg operators which, given mv-sets where the characteristic function is total, produce mv-sets with a total characteristic function, thereby forming a partition. We now turn to showing that the computation of $EX\varphi$ forms a partition.

$$\begin{aligned}
& \forall s \in S \exists! \ell \cdot \llbracket EX\varphi \rrbracket(s) = \ell \\
= & \text{by def. of } EX \\
& \forall s \in S \exists! \ell \cdot \bigsqcup_{t \in S} (\llbracket \varphi \rrbracket(t) \sqcap \mathbb{R}(s, t)) = \ell \\
\Leftarrow & \text{since } \llbracket \varphi \rrbracket \text{ is a partition, } \mathbb{R}(s, t) \text{ is an mv-relation s.t. } \forall (s, t) \exists! \ell' \in \mathcal{L} \cdot \mathbb{R}(s, t) = \ell', \text{ and} \\
& \text{by Definition 2} \\
& \forall s \in S \exists! \ell \exists! \ell_t \cdot \bigsqcup_{t \in S} \ell_t = \ell \\
\Leftarrow & \text{because } \sqcup \text{ preserves partition property} \\
& \top
\end{aligned}$$

\square

THEOREM 7. *Multi-valued model-checking is decidable.*

Proof:

From Theorem 5 and monotonicity of \cap_L and \cup_L , we conclude that all χ CTL operators involve computation of fixpoints over monotone functions, thus resulting in natural algorithms. The termination of these algorithms is guaranteed by the usual application of the Knaster-Tarski theorem. \square

THEOREM 8. *Fixpoint properties of (derived) χ CTL operators are the same as for CTL operators. That is,*

- | | | |
|-----|---|--------------------|
| (1) | $\llbracket AG\varphi \rrbracket = \nu Z. \llbracket \varphi \rrbracket \cap_L \llbracket AXZ \rrbracket$ | <i>AG</i> fixpoint |
| (2) | $\llbracket AF\varphi \rrbracket = \mu Z. \llbracket \varphi \rrbracket \cup_L \llbracket AXZ \rrbracket$ | <i>AF</i> fixpoint |
| (3) | $\llbracket EF\varphi \rrbracket = \mu Z. \llbracket \varphi \rrbracket \cup_L \llbracket EXZ \rrbracket$ | <i>EF</i> fixpoint |
| (4) | $\llbracket A[\varphi U \psi] \rrbracket = \mu Z. \llbracket \psi \rrbracket \cup_L (\llbracket \varphi \rrbracket \cap_L \llbracket AXZ \rrbracket)$ | <i>AU</i> fixpoint |

Proof:

We structure the proof by showing that definitions for the temporal operators *AG*, *AF*, *EF* and *AU* are the same as their fixpoints. First we recall the property relating least and greatest fixpoints [Kozen, 1983]

$$\mu Z. F(Z) = \overline{\nu Z. F(\overline{Z})} \quad \text{negation fixpoint}$$

- | | | |
|-----|---|--------------------------------------|
| (1) | $\llbracket AG\varphi \rrbracket$ | <i>def. of AG</i> |
| | $= \overline{\llbracket EF\neg\varphi \rrbracket}$ | <i>EF</i> fixpoint |
| | $= \overline{\mu Z. \llbracket \neg\varphi \rrbracket \cup_L \llbracket EXZ \rrbracket}$ | <i>negation fixpoint</i> |
| | $= \nu Z. \llbracket \neg\varphi \rrbracket \cup_L \llbracket EX\neg Z \rrbracket$ | <i>De Morgan</i> |
| | $= \nu Z. \llbracket \varphi \rrbracket \cap_L \llbracket EX\neg Z \rrbracket$ | <i>def. of AX</i> |
| | $= \nu Z. \llbracket \varphi \rrbracket \cap_L \llbracket AXZ \rrbracket$ | |
| (2) | $\llbracket AF\varphi \rrbracket$ | <i>def. of AF</i> |
| | $= \llbracket A[\top U \varphi] \rrbracket$ | <i>AU</i> fixpoint |
| | $= \mu Z. \llbracket \varphi \rrbracket \cup_L (\llbracket \top \rrbracket \cap_L \llbracket AXZ \rrbracket)$ | <i>identity of \top</i> |
| | $= \mu Z. \llbracket \varphi \rrbracket \cup_L \llbracket AXZ \rrbracket$ | |
| (3) | $\llbracket EF\varphi \rrbracket$ | <i>def. of EF</i> |
| | $= \llbracket E[\top U \varphi] \rrbracket$ | <i>EU</i> fixpoint |
| | $= \mu Z. \llbracket \varphi \rrbracket \cup_L (\llbracket \top \rrbracket \cap_L \llbracket EXZ \rrbracket)$ | <i>identity of \top</i> |
| | $= \mu Z. \llbracket \varphi \rrbracket \cup_L \llbracket EXZ \rrbracket$ | |

We now show (4). We start by reformulating the definition of *AU*:

$$\begin{aligned}
& \llbracket A[\varphi U \psi] \rrbracket \\
&= \text{by def. of } AU \\
&= \overline{\llbracket E[\neg\psi U \neg\varphi \wedge \neg\psi] \rrbracket} \cap_L \llbracket EG\neg\psi \rrbracket \\
&= \text{expanding } EU \text{ and } EG \text{ using their definitions} \\
&= \overline{\mu Z. \llbracket \neg\varphi \wedge \neg\psi \rrbracket \cup_L (\llbracket \neg\psi \rrbracket \cap_L \llbracket EXZ \rrbracket)} \cap_L \nu Z. \llbracket \neg\psi \rrbracket \cap_L \llbracket EXZ \rrbracket \\
&= \text{using negation fixpoint, def. of } AX \\
&= (\nu Z. \llbracket \varphi \vee \psi \rrbracket \cap_L (\llbracket \psi \rrbracket \cup_L \llbracket AXZ \rrbracket)) \cap_L (\mu Z. \llbracket \psi \rrbracket \cup_L \llbracket AXZ \rrbracket) \\
&= \text{by distributivity and absorption} \\
&= (\nu Z. \llbracket \psi \rrbracket \cup_L ((\llbracket \varphi \rrbracket \cup_L \llbracket \psi \rrbracket) \cap_L \llbracket AXZ \rrbracket)) \cap_L (\mu Z. \llbracket \psi \rrbracket \cup_L \llbracket AXZ \rrbracket) \\
&= \text{by distributivity and absorption} \\
&= (\nu Z. \llbracket \psi \rrbracket \cup_L (\llbracket \varphi \rrbracket \cap_L \llbracket AXZ \rrbracket)) \cap_L (\mu Z. \llbracket \psi \rrbracket \cup_L \llbracket AXZ \rrbracket)
\end{aligned}$$

Now, let $F(\mathbb{Z}) = \llbracket \psi \rrbracket \cup_L (\llbracket \varphi \rrbracket \cap_L \llbracket AX\mathbb{Z} \rrbracket)$ and $G(\mathbb{Z}) = \llbracket \psi \rrbracket \cup_L \llbracket AX\mathbb{Z} \rrbracket$. Then $\overline{\llbracket E[\neg\psi \ U \ \neg\varphi \wedge \neg\psi] \rrbracket} = \mathbb{K} = \nu\mathbb{Z}.F(\mathbb{Z})$, $\overline{\llbracket EG\neg\psi \rrbracket} = \mathbb{Y} = \mu\mathbb{Z}.G(\mathbb{Z})$, and $\llbracket A[\varphi \ U \ \psi] \rrbracket = \mathbb{W} = \mu\mathbb{Z}.F(\mathbb{Z})$. We need to show that $\mathbb{W} = \mathbb{K} \cap_L \mathbb{Y}$.

Recall that if a function F is monotone and continuous, then there exists $n \in \text{nat}$ s.t. $\mu\mathbb{Z}.F(\mathbb{Z}) = F^n(\llbracket \perp \rrbracket)$ ⁴ and $\nu\mathbb{Z}.F(\mathbb{Z}) = F^n(\llbracket \top \rrbracket)$. We also name i th iterations of F and G : $\mathbb{K}_i = F^i(\llbracket \top \rrbracket)$, $\mathbb{W}_i = F^i(\llbracket \perp \rrbracket)$ and $\mathbb{Y}_i = G^i(\llbracket \perp \rrbracket)$.

We first show that $\forall i \in \text{nat} \cdot \mathbb{K}_i \cap_L \mathbb{Y}_i = \mathbb{W}_i$. The proof is by induction.

$$\begin{aligned}
& \text{Base Case: } \mathbb{K}_0 \cap_L \mathbb{Y}_0 \\
& \quad = \text{by def. of } \mathbb{K}_0, \mathbb{Y}_0 \\
& \quad \quad \llbracket \top \rrbracket \cap_L \llbracket \perp \rrbracket \\
& \quad = \text{expanding mv-sets} \\
& \quad \quad \llbracket \perp \rrbracket \\
& \quad = \text{by def. of } \mathbb{W}_0 \\
& \quad \quad \mathbb{W}_0 \\
& \text{IH: Assume } \mathbb{K}_i \cap_L \mathbb{Y}_i = \mathbb{W}_i \text{ for } i = k \\
& \text{Inductive Case: Proof for } i = k + 1 \\
& \quad \mathbb{K}_{k+1} \cap_L \mathbb{Y}_{k+1} \\
& \quad = \text{expanding each function once} \\
& \quad \quad (\llbracket \psi \rrbracket \cup_L (\llbracket \varphi \rrbracket \cap_L \llbracket AX\mathbb{K}_k \rrbracket)) \cap_L (\llbracket \psi \rrbracket \cup_L \llbracket AX\mathbb{Y}_k \rrbracket) \\
& \quad = \text{by distributivity and absorption} \\
& \quad \quad \llbracket \psi \rrbracket \cup_L (\llbracket \psi \rrbracket \cap_L \llbracket AX\mathbb{K}_k \rrbracket \cap_L \llbracket AX\mathbb{Y}_k \rrbracket) \\
& \quad = \text{by } AX \text{ of conjunction} \\
& \quad \quad \llbracket \psi \rrbracket \cup_L (\llbracket \psi \rrbracket \cap_L \llbracket AX(\mathbb{K}_k \cap_L \mathbb{Y}_k) \rrbracket) \\
& \quad = \text{by inductive hypothesis} \\
& \quad \quad \llbracket \psi \rrbracket \cup_L (\llbracket \psi \rrbracket \cap_L \llbracket AX(\mathbb{W}_k) \rrbracket) \\
& \quad = \text{by def. of } \mathbb{W}_{k+1} \\
& \quad \quad \mathbb{W}_{k+1}
\end{aligned}$$

Therefore, $\forall i \in \text{nat} \cdot \mathbb{W}_i = \mathbb{K}_i \cap_L \mathbb{Y}_i$ which implies that $\mathbb{W} = \mathbb{K} \cap_L \mathbb{Y}$ and thus the definition and the fixpoint formulation of AU are identical. \square

THEOREM 9. *The following statements are equivalent for a path, π , and fairness conditions, $C = \{c_1, \dots, c_k\}$:*

- (1) *Each fairness condition, c_i , occurs infinitely often in π ;*
- (2) *A sequence c_1, c_2, \dots, c_k occurs infinitely often in π .*

Proof:

(1) \Rightarrow (2): Starting at the beginning of π , find the first occurrence of c_1 (this can always be done because c_1 occurs infinitely often in π). After that point, find the first occurrence of c_2 , etc. This process can be repeated forever, and thus a sequence c_1, c_2, \dots, c_k occurs infinitely often in π .

(2) \Rightarrow (1): if a sequence c_1, c_2, \dots, c_k occurs infinitely often in π , then each element of it occurs infinitely often in π , so π is fair. \square

THEOREM 10. *When $C = \{\top\}$ (no fairness), $E_C G'$ becomes*

$$\llbracket E_C G' \varphi \rrbracket = \nu\mathbb{Z}.\llbracket \varphi \rrbracket \cap_L \llbracket EXE[\varphi \ U \ \varphi \wedge \mathbb{Z}] \rrbracket = \nu\mathbb{Z}.\llbracket \varphi \rrbracket \cap_L \llbracket EX\mathbb{Z} \rrbracket = \llbracket EG\varphi \rrbracket$$

Proof:

Let $F(\mathbb{Z}) = \llbracket \varphi \rrbracket \cap_L \llbracket EXE[\varphi \ U \ \varphi \wedge \mathbb{Z}] \rrbracket$ and $G(\mathbb{Z}) = \llbracket \varphi \rrbracket \cap_L \llbracket EX\mathbb{Z} \rrbracket$. By definition, $\llbracket E_C G' \varphi \rrbracket =$

⁴ F^n stands for applying F n times.

$\mathbb{W} = \nu\mathbb{Z}.F(\mathbb{Z})$ and $\llbracket EG\varphi \rrbracket = \mathbb{Y} = \nu\mathbb{Z}.G(\mathbb{Z})$. We start by proving an intermediate result indicating that $\llbracket E[\varphi U \varphi \wedge \mathbb{W}] \rrbracket$ is the same as \mathbb{W} :

$$\begin{aligned} & \llbracket E[\varphi U \varphi \wedge \mathbb{W}] \rrbracket && \text{EU fixpoint} \\ & = (\llbracket \varphi \rrbracket \cap_L \mathbb{W}) \cup_L (\llbracket \varphi \rrbracket \cap_L \llbracket EXE[\varphi U \varphi \wedge \mathbb{W}] \rrbracket) && \text{absorption, def. of } F \\ & = \mathbb{W} \cup_L F(\mathbb{W}) && \mathbb{W} \text{ is a fixpoint of } F \\ & = \mathbb{W} \end{aligned}$$

To show that $\llbracket E_C G\varphi \rrbracket = \llbracket EG\varphi \rrbracket$, we need to show that $\mathbb{Y} = \mathbb{W}$. The proof consists of two parts: (1) showing that \mathbb{W} is a fixpoint of G and thus $\mathbb{W} \subseteq_L \mathbb{Y}$ (because \mathbb{Y} is the greatest fixpoint of G); and (2) showing that $\mathbb{W} \supseteq_L \mathbb{Y}$.

$$\begin{aligned} (1) \quad & G(\mathbb{W}) && \text{def. of } G \\ & = \llbracket \varphi \rrbracket \cap_L \llbracket EX\mathbb{W} \rrbracket && \mathbb{W} = \llbracket E[\varphi U \varphi \wedge \mathbb{W}] \rrbracket \\ & = \llbracket \varphi \rrbracket \cap_L \llbracket EXE[\varphi U \varphi \wedge \mathbb{W}] \rrbracket && \text{def. of } F \\ & = F(\mathbb{W}) && \mathbb{W} \text{ is the fixpoint of } F \\ & = \mathbb{W} \end{aligned}$$

To prove (2), we start by defining $\mathbb{W}_i = F^i(\llbracket \top \rrbracket)$ and $\mathbb{Y}_i = G^i(\llbracket \top \rrbracket)$. Since F and G are monotone and continuous, there exists $n \in \text{nat}$ s.t. $\mathbb{W} = \mathbb{W}_n \wedge \mathbb{Y} = \mathbb{Y}_n$. We now show that $\forall i \in \text{nat} \cdot \mathbb{W}_i \supseteq_L \mathbb{Y}_i$.

Base Case: $\mathbb{W}_0 = \llbracket \top \rrbracket = \mathbb{Y}_0$

IH: Assume $\mathbb{W}_i \supseteq_L \mathbb{Y}_i$ for $i = k$

Ind. Case: Proof for $i = k + 1$

Note that $\mathbb{W}_{k+1} = \llbracket \varphi \rrbracket \cap_L \llbracket EXE[\varphi U \varphi \wedge \mathbb{W}_k] \rrbracket = G(\llbracket E[\varphi U \varphi \wedge \mathbb{W}_k] \rrbracket)$

and $\mathbb{Y}_{k+1} = \llbracket \varphi \rrbracket \cap_L \llbracket EX\mathbb{Y}_k \rrbracket = G(\mathbb{Y}_k)$

$$\begin{aligned} & G(\llbracket E[\varphi U \varphi \wedge \mathbb{W}_k] \rrbracket) \supseteq_L G(\mathbb{Y}_k) && G \text{ is monotone} \\ \Leftarrow & \llbracket E[\varphi U \varphi \wedge \mathbb{W}_k] \rrbracket \supseteq_L \mathbb{Y}_k && \text{EU fixpoint} \\ \Leftarrow & (\mathbb{W}_k \cup_L (\llbracket \varphi \rrbracket \cap_L \llbracket EXE[\varphi U \varphi \wedge \mathbb{W}_k] \rrbracket)) \supseteq_L \mathbb{Y}_k && \text{monotonicity of } \cup_L, \text{ absorption} \\ \Leftarrow & \mathbb{W}_k \supseteq_L \mathbb{Y}_k && \text{inductive hypothesis} \\ \Leftarrow & \top \end{aligned}$$

Thus, by induction, $\forall n \in \text{nat} \cdot \mathbb{W}_n \supseteq_L \mathbb{Y}_n$, so $\mathbb{W} \supseteq_L \mathbb{Y}$. Combining this with results of part (1), we get that $\mathbb{W} = \mathbb{Y}$, so, by definition, $\llbracket E_C G'\varphi \rrbracket = \llbracket EG\varphi \rrbracket$. \square

Now we set out to show that $E_C G$ and $E_C G'$ are equivalent. We assume that $C = \{c_1, c_2\}$ for brevity. The reasoning can be expanded for an arbitrary $C = \{c_1, \dots, c_k\}$. Let $F(\mathbb{Z}) = \llbracket \varphi \rrbracket \cap_L \llbracket EXE[\varphi U \varphi \wedge c_1 \wedge EXE[\varphi U \varphi \wedge c_2 \wedge \mathbb{Z}]] \rrbracket$. Then, by definition, $E_C G\varphi = \nu\mathbb{Z}.F(\mathbb{Z})$. Also, let $G(\mathbb{Z}) = \llbracket \varphi \rrbracket \cap_L \bigcap_{k=\{1,2\}} \llbracket EXE[\varphi U \varphi \wedge c_k \cap_L \mathbb{Z}] \rrbracket$. Then,

by definition, $E_C G'\varphi = \nu\mathbb{Z}.G(\mathbb{Z})$.

We are interested in representing paths on which the sequence c_1, c_2 (respectively, c_2, c_1) holds i times. We do so by encoding the states from which these paths emanate, using mv-sets \mathbb{K}_i and \mathbb{M}_i , respectively. These are defined recursively as follows:

$$\begin{aligned} \mathbb{K}_0 &= \llbracket \top \rrbracket & \mathbb{M}_0 &= \llbracket \top \rrbracket \\ \mathbb{K}_n &= \llbracket \varphi \rrbracket \cap_L \llbracket EXE[\varphi U \varphi \wedge c_1 \wedge \mathbb{M}_{n-1}] \rrbracket \\ \mathbb{M}_n &= \llbracket \varphi \rrbracket \cap_L \llbracket EXE[\varphi U \varphi \wedge c_2 \wedge \mathbb{K}_{n-1}] \rrbracket \end{aligned}$$

We also define the n th iteration of $\nu\mathbb{Z}.G(\mathbb{Z})$ explicitly:

$$\begin{aligned} G^0(\llbracket \top \rrbracket) &= \llbracket \top \rrbracket \\ G^{n+1}(\llbracket \top \rrbracket) &= G_1(G^n(\llbracket \top \rrbracket)) \cap_L G_2(G^n(\llbracket \top \rrbracket)) \end{aligned}$$

To appear in ACM Transactions on Software Engineering and Methodology.

Note that $\mathbb{K}_{2n} = F^n(\llbracket \top \rrbracket)$. We are therefore interested in the degree to which \mathbb{K}_n and \mathbb{M}_n approximate $G^n(\llbracket \top \rrbracket)$. We characterize this formally in the following lemma:

LEMMA 1. $\forall n \in \text{nat}$,

- (1) $\mathbb{K}_n \supseteq_L G^n(\llbracket \top \rrbracket)$
- (2) $\mathbb{M}_n \supseteq_L G^n(\llbracket \top \rrbracket)$
- (3) $\mathbb{K}_{2n} \subseteq_L G^n(\llbracket \top \rrbracket)$
- (4) $\mathbb{M}_{2n} \subseteq_L G^n(\llbracket \top \rrbracket)$

Proof:

In the proof we use the following results, proofs of which are omitted for brevity:

$\mathbb{K}_n \supseteq_L \mathbb{K}_{n+1}$ and $\mathbb{M}_n \supseteq_L \mathbb{M}_{n+1}$	monotonicity of $\mathbb{K}_n, \mathbb{M}_n$
$\llbracket \varphi \rrbracket \cap_L \llbracket EXE[\varphi U c_2 \wedge \varphi \wedge \mathbb{K}_n] \rrbracket \subseteq_L \mathbb{M}_n$	relation between \mathbb{K}_n and \mathbb{M}_n
The above holds because $\mathbb{M}_n = \llbracket \varphi \rrbracket \cap_L \llbracket EXE[\varphi U \varphi \wedge c_2 \wedge \mathbb{K}_{n-1}] \rrbracket$	
$\llbracket E[\varphi U \psi] \rrbracket \supseteq_L \llbracket E[\varphi U \varphi \wedge EXE[\varphi U \psi]] \rrbracket$	monotonicity 1 of EU
The above holds because of EU expansion	
$\llbracket \varphi \rrbracket \supseteq_L \llbracket \psi \rrbracket \Rightarrow \llbracket E[p U \varphi] \rrbracket \supseteq_L \llbracket E[p U \psi] \rrbracket$	monotonicity 2 of EU

We are now ready to prove (1)-(4), which we do by induction on n .

Base Case: $G^0(\llbracket \top \rrbracket) = \top$ def. of $G^0(\llbracket \top \rrbracket)$

IH: Assume (1)-(4) hold for $n = k$

Ind. Case: Proof for $n = k + 1$

- (1) Enough to show $\mathbb{K}_{n+1} \supseteq_L G_1(G^n(\llbracket \top \rrbracket))$

\top IH

$\Rightarrow \mathbb{M}_n \supseteq_L G^n(\llbracket \top \rrbracket)$ monotonicity 2 of EU

$\Rightarrow \llbracket \varphi \rrbracket \cap_L \llbracket EXE[\varphi U \varphi \wedge c_1 \wedge \mathbb{M}_n] \rrbracket$

$\supseteq_L \llbracket \varphi \rrbracket \cap_L \llbracket EXE[\varphi U \varphi \wedge c_1 \wedge G^n(\llbracket \top \rrbracket)] \rrbracket$ def. of $\mathbb{K}_{n+1}, G_1, G^{n+1}$

$\Rightarrow \mathbb{K}_{n+1} \supseteq_L G_1(G^n(\llbracket \top \rrbracket)) \supseteq_L G^{n+1}(\llbracket \top \rrbracket)$

- (2) Proof is similar to that of (1).

- (3) Need to show $\mathbb{K}_{2n+2} \subseteq_L G^{n+1}(\llbracket \top \rrbracket)$

We show (3a) $\mathbb{K}_{2n+2} \subseteq_L G_1(G^n(\llbracket \top \rrbracket))$
 (3b) $\mathbb{K}_{2n+2} \subseteq_L G_2(G^n(\llbracket \top \rrbracket))$

Then by \cap_L elimination, we have the desired property.

(3a) \mathbb{K}_{2n+2} def. of \mathbb{K}_{2n+2}
 $= \llbracket \varphi \rrbracket \cap_L \llbracket EXE[\varphi U \varphi \wedge c_1 \wedge EXE[\varphi U \varphi \wedge c_2 \wedge \mathbb{K}_{2n}]] \rrbracket$ relation between \mathbb{K}_n and \mathbb{M}_n
 $\subseteq_L \llbracket \varphi \rrbracket \cap_L \llbracket EXE[\varphi U \varphi \wedge c_1 \wedge \mathbb{M}_{2n}] \rrbracket$ IH and monotonicity
 $\subseteq_L \llbracket \varphi \rrbracket \cap_L \llbracket EXE[\varphi U \varphi \wedge c_1 \wedge G^n(\llbracket \top \rrbracket)] \rrbracket$ def. of G_1
 $= G_1(G^n(\llbracket \top \rrbracket))$

(3b) \mathbb{K}_{2n+2} def. of \mathbb{K}_{2n+2}
 $= \llbracket \varphi \rrbracket \cap_L \llbracket EXE[\varphi U \varphi \wedge c_1 \wedge EXE[\varphi U \varphi \wedge c_2 \wedge \mathbb{K}_{2n}]] \rrbracket$ monotonicity
 $\subseteq_L \llbracket \varphi \rrbracket \cap_L \llbracket EXE[\varphi U \varphi \wedge EXE[\varphi U \varphi \wedge c_2 \wedge \mathbb{K}_{2n}]] \rrbracket$ monotonicity 1 of EU
 $\subseteq_L \llbracket \varphi \rrbracket \cap_L \llbracket EXE[\varphi U \varphi \wedge c_2 \wedge \mathbb{K}_{2n}] \rrbracket$ IH and monotonicity
 $\subseteq_L \llbracket \varphi \rrbracket \cap_L \llbracket EXE[\varphi U \varphi \wedge c_2 \wedge G^n(\llbracket \top \rrbracket)] \rrbracket$ def. of G_2
 $= G_2(G^n(\llbracket \top \rrbracket))$

- (4) Proof is similar to that of (3).

□

THEOREM 11. *Operators $E_C G$ and $E_C G'$ are equivalent.*

Proof:

Recall that $\mathbb{K}_{2n} = F^n(\llbracket \top \rrbracket)$. Since F^n converges, $\exists N_1 \in \text{nat} \cdot \forall n \geq N_1 \cdot \nu \mathbb{Z}. F(\mathbb{Z}) = \mathbb{K}_{2n}$. Since G^n converges, $\exists N_2 \in \text{nat} \cdot \forall n \geq N_2 \cdot \nu \mathbb{Z}. G(\mathbb{Z}) = G^n(\llbracket \top \rrbracket)$. Further, by Lemma 1, $\forall n \geq N_2$

$$\begin{aligned} \mathbb{K}_{2n} &\subseteq_L G^n(\llbracket \top \rrbracket) = \nu \mathbb{Z}. G(\mathbb{Z}) \\ \mathbb{K}_{2n} &\supseteq_L G^{2n}(\llbracket \top \rrbracket) = \nu \mathbb{Z}. G(\mathbb{Z}) \end{aligned}$$

To appear in ACM Transactions on Software Engineering and Methodology.

So, $\forall n \geq N_2 \cdot \mathbb{K}_{2n} = \nu\mathbb{Z}.G(\mathbb{Z})$.

Let $m = \max\{N_1, N_2\}$. Then, $\nu\mathbb{Z}.F(\mathbb{Z}) = \mathbb{K}_{2m} = \nu\mathbb{Z}.G(\mathbb{Z})$. So, operators $E_C G$ and $E_C G'$ are equivalent. \square