


## XIV. The Requirements Specification Document (RSD)

What is a RSD?  
What to include/not include in a RSD?  
Attributes of a Well-Written RSD  
Organization of a RSD  
Sample Table of Contents  
An Example



## The Requirements Specification Document (RSD)

- This is the document that is generated by the requirements engineering process; the document describes all requirements for the system under design and is intended for several purposes:
- **Communication** among customers, users and designers -- specification should be quite specific about what the system will look like externally
- **Supporting** system testing, verification and validation activities -- specification should include sufficient information so that when the system is delivered, it is possible to make sure that it meets requirements
- **Controlling** system evolution -- maintenance, extensions and enhancements to system should be consistent with requirements, else the requirements themselves must evolve

## Contents of a RSD

- What to include in a RSD:
  - ✓ A complete yet concise description of the entire external interface of the system with its environment, including other software, communication ports, hardware and user interfaces
  - ✓ **Functional requirements** (also called **behavioural requirements**) specify what the system does by relating inputs to outputs
  - ✓ **Non-Functional requirements** (also called **quality** or **non-behavioural**) define the attributes of the system as it operates
- What **not** to include in a RSD:
  - ✓ **Project requirements** -- because these are development-specific and become irrelevant as soon as the project is over
  - ✓ **Designs** -- because inclusion of designs is irrelevant to end-users and customers and pre-empt the design phase
  - ✓ **Quality assurance plans** -- for example, configuration management plans, verification and validation plans, test plans, quality assurance plans

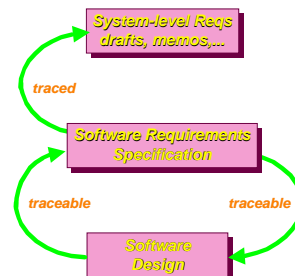
## Content Qualities

- **Correct** in the sense that all stated requirements represent a need a stakeholder has (customer, user, analyst or designer)
- **Unambiguous** in the sense that every stated requirement has a unique interpretation.
- **Complete** in the sense that it possesses the following four qualities:
  - ✓ Everything the software is supposed to do is in the RSD;
  - ✓ The response to all possible input combinations is stated explicitly;
  - ✓ Pages and figures are numbered (document completeness);
  - ✓ There are no "to-be-determined" sections in the document.
- **Verifiable** in that every requirement can be established through a finite cost, effective process
- **Consistent** in that no requirement is in conflict with existing documents or with another stated requirement; inconsistencies among requirements may be of four kinds (i) conflicting behaviour, (ii) conflicting terms, (iii) conflicting attributes (iv) temporal inconsistencies

## Qualities of a Well-Written RSD

- **Understandable by customers**, which means that formal notations can only be used as backup to help with consistency and precision, while the RSD document itself is expressed in natural language or some notation the customer is familiar with (e.g., UML.)
- **Modifiable** in the sense that it can be easily changed without affecting completeness, consistency; modifiability is enhanced by a table of contents (TOC), an index and cross references where appropriate; redundancy can also be used (mention the same requirement several times, but cross-reference them all)
- **Traced** in that the origin of every requirement is clear; this can be achieved by referencing earlier documents (pre-existing documents, drafts, memos,...)
- **Traceable** in the sense that attributes of the design can be traced back to requirements and vice versa; also, during testing you want to know which requirement is being tested by which test batch; to enhance traceability (i) number every requirement, (ii) number every part of the RSD hierarchically, all the way down to paragraphs

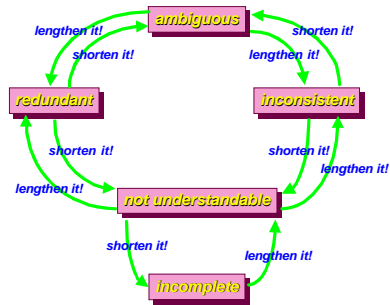
## Traceable vs Traced



## Style Qualities

- **Design-independent** in the sense that it does not imply a particular software architecture or algorithm
- **Annotated** in that it provides guidance to the developers; two useful types of annotations are (i) relative necessity, i.e., how necessary is a particular requirement from a stakeholder perspective, (ii) relative stability, i.e., how likely is it that a requirement will change
- **Concise** -- the shorter an RSD document the better
- **Organized** in the sense that it is easy to locate any one requirement

## There is no Perfect RSD!



## How to Organize a RSD

- There are many RSD standards, including: US DoD DI-MCCR-80025A, NASA SMAP-DID-P200-SW, IEEE ANSI 830-1984
- Organization may be based on different criteria:
  - ✓ External stimulus or external situation, e.g., for an aircraft landing system, external stimuli or situations might be wind gusts, no fuel,...;
  - ✓ System feature, e.g., call forward, call long distance,...;
  - ✓ System response, e.g., generate pay-cheques;
  - ✓ External object, e.g., by book type for a library information system;
  - ✓ User type.
- It is useful to define a hierarchy among these criteria, use it throughout the RSD document, e.g., sections are defined with respect to (wrt) external stimulus, subsections wrt system feature etc.

## Sample Table of Contents

- 1 Introduction
  - 1.1 Scope
  - 1.2 Document Overview
  - 1.3 Applicable Documents -- list of other relevant documents
  - 1.4 Nomenclature -- definition of terms used in the document
- 2 System Decomposition
- 3 Subsystem External Interface Requirements
  - 3.x <external interface name> External Interface
  - 3.y <inter-subsystem interface name> Inter-Subsystem Interface
- X <subsystem name> Subsystem
  - X.1 Software Requirements  
(X stands for one or more of 4, 5,...)

## Sample Requirements (cont'd)

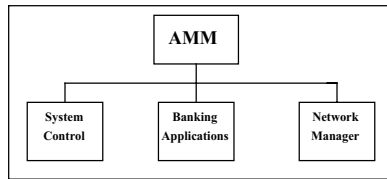
- 5 Data Requirements -- format of data passed through each interface
- 6 Performance Requirements
  - 6.1 Sizing Requirements
  - 6.2 Timing Requirements
- 7 Operating Requirements
  - 7.1 Security Requirements
  - 7.2 Safety Requirements
  - 7.3 Restart Requirements
  - 7.4 Backup Requirements
  - 7.5 Fallback Requirements

## Sample Requirements (cont'd)

- 8 Platform Requirements
  - 8.1 Memory Requirements
  - 8.2 Disk Space Requirements
  - 8.3 Operating System Requirements
  - 8.4 Window System Requirements
  - 8.5 CPU Requirements
  - 8.6 Peripheral Requirements
  - 8.7 Network Requirements
- 9 Requirements Traceability
- Appendices
  - A.1 Hardware Requirements
  - B.1 Data Dictionary Notation
- Glossary of Terms

## Example System Decomposition

An Automated Money Machine (AMM) might be decomposed as follows:

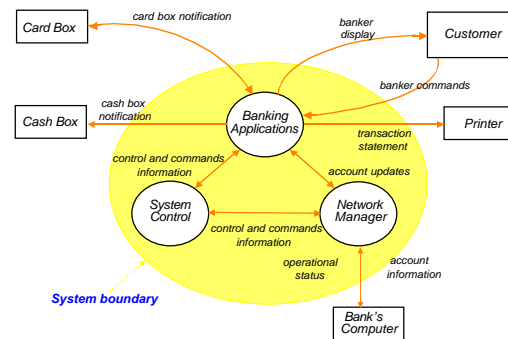


**Banking Applications Subsystem** includes use cases for banking transactions and their inputs and outputs.

**Network Manager Subsystem** provides for communication with the central computer system.

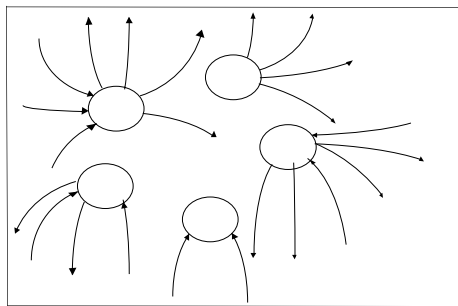
**System Control Subsystem** is responsible for startup/shutdown control of the AMM system and error handling.

## External Interfaces



## Software Requirements for a Subsystem

Define inputs, outputs for each use case for the System Control subsystem



## Data Requirements

**Name:** enter\_pin\_display  
**Description:** Prompt customer to enter his pin.  
**Composition:** source  
 + destination  
 + message\_number  
 1(alphanumeric character)80

**Name:** error\_message  
**Description:** Software, hardware, or security failure message.  
**Composition:** source  
 + destination  
 + message\_number  
 + error\_code  
 + severity\_level  
 + error\_message\_text

**Name:** invalid\_pin\_display  
**Description:** Inform customer that pin entered was invalid.  
**Composition:** source  
 + destination  
 + message\_number  
 1(alphanumeric character)80

## References

- [Davis93] Davis, A., *Software Requirements*, Prentice-Hall, 1993, (chapter 3)
- [Thayer90] Dorfman, M. and Thayer, R. *Standards, Guidelines and Examples on System and Software Requirements Engineering*, IEEE Computer Society Press, 1990.

