

delineating the absolute indigeneity of amino acids in fossils. As AMS techniques are refined to handle smaller samples, it may also become possible to date individual amino acid enantiomers by the ^{14}C method. If one enantiomer is entirely derived from the other by racemization during diagenesis, the individual D- and L-enantiomers for a given amino acid should have identical ^{14}C ages.

Older, more poorly preserved fossils may not always prove amenable to the determination of amino acid indigeneity by the stable isotope method, as the prospects for complete replacement of indigenous amino acids with non-indigenous amino acids increases with time. As non-indigenous amino acids undergo racemization, the enantiomers may have identical isotopic compositions and still not be related to the original organisms. Such a circumstance may, however, become easier to recognize as more information becomes available concerning the distribution and stable isotopic composition of the amino acid constituents of modern representatives of fossil organisms. Also, AMS dates on individual amino acid enantiomers may, in some cases, help to clarify indigeneity problems, in particular when stratigraphic controls can be used to estimate a general age range for the fossil in question.

Finally, the development of techniques for determining the stable isotopic composition of amino acid enantiomers may enable us to establish whether non-racemic amino acids in some carbonaceous meteorites²⁷ are indigenous, or result in part from terrestrial contamination.

M.H.E. thanks the NSF, Division of Earth Sciences (grant EAR-8352055) and the following contributors to his Presidential Young Investigator Award for partial support of this research:

Arco, Exxon, Phillips Petroleum, Texaco Inc., The Upjohn Co. We also acknowledge the donors of the Petroleum Research Fund, administered by the American Chemical Society (grant 16144-AC2 to M.H.E., grant 14805-AC2 to S.A.M.) for support. S.A.M. acknowledges NSERC (grant A2644) for partial support.

Received 19 May; accepted 15 July 1986.

1. Bada, J. L. & Protisch, R. *Proc. natn. Acad. Sci. U.S.A.* **70**, 1331-1334 (1973).
2. Bada, J. L., Schroeder, R. A. & Carter, G. F. *Science* **184**, 791-793 (1974).
3. Boulton, G. S. *et al. Nature* **298**, 437-441 (1982).
4. Wehmiller, J. F. in *Quaternary Dating Methods* (ed. Mahaney, W. C.) 171-193 (Elsevier, Amsterdam, 1984).
5. Engel, M. H., Zumberge, J. E. & Nagy, B. *Analyt. Biochem.* **82**, 415-422 (1977).
6. Bada, J. L. *Rev. Earth planet. Sci.* **13**, 241-268 (1985).
7. Chisholm, B. S., Nelson, D. E. & Schwarcz, H. P. *Science* **216**, 1131-1132 (1982).
8. Ambrose, S. H. & DeNiro, M. J. *Nature* **319**, 321-324 (1986).
9. Macko, S. A., Estep, M. L. F., Hare, P. E. & Hoering, T. C. *Yb. Carnegie Instn Wash.* **82**, 404-410 (1983).
10. Hare, P. E. & Estep, M. L. F. *Yb. Carnegie Instn Wash.* **82**, 410-414 (1983).
11. Engel, M. H. & Hare, P. E. in *Chemistry and Biochemistry of the Amino Acids* (ed. Barrett, G. C.) 462-479 (Chapman and Hall, London, 1985).
12. Johnstone, R. A. W. & Rose, M. E. in *Chemistry and Biochemistry of the Amino Acids* (ed. Barrett, G. C.) 480-524 (Chapman and Hall, London, 1985).
13. Weinstein, S., Engel, M. H. & Hare, P. E. in *Practical Protein Chemistry—A Handbook* (ed. Darbre, A.) 337-344 (Wiley, New York, 1986).
14. Bada, J. L., Gillespie, R., Gowlett, J. A. J. & Hedges, R. E. M. *Nature* **312**, 442-444 (1984).
15. Mitterer, R. M. & Kriausakul, N. *Org. Geochem.* **7**, 91-98 (1984).
16. Williams, K. M. & Smith, G. G. *Origins Life* **8**, 91-144 (1977).
17. Engel, M. H. & Hare, P. E. *Yb. Carnegie Instn Wash.* **81**, 425-430 (1982).
18. Hare, P. E. *Yb. Carnegie Instn Wash.* **73**, 576-581 (1974).
19. Pillinger, C. T. *Nature* **296**, 802 (1982).
20. Neuberger, A. *Adv. Protein Chem.* **4**, 298-383 (1948).
21. Engel, M. H. & Macko, S. A. *Analyt. Chem.* **56**, 2598-2600 (1984).
22. Dungworth, G. *Chem. Geol.* **17**, 135-153 (1976).
23. Weinstein, S., Engel, M. H. & Hare, P. E. *Analyt. Biochem.* **121**, 370-377 (1982).
24. Macko, S. A., Lee, W. Y. & Parker, P. L. *J. exp. mar. Biol. Ecol.* **63**, 145-149 (1982).
25. Macko, S. A., Estep, M. L. F. & Hoering, T. C. *Yb. Carnegie Instn Wash.* **81**, 413-417 (1982).
26. Vallentyne, J. R. *Geochim. cosmochim. Acta* **28**, 157-188 (1964).
27. Engel, M. H. & Nagy, B. *Nature* **296**, 837-840 (1982).

Learning representations by back-propagating errors

David E. Rumelhart*, Geoffrey E. Hinton† & Ronald J. Williams*

* Institute for Cognitive Science, C-015, University of California, San Diego, La Jolla, California 92093, USA

† Department of Computer Science, Carnegie-Mellon University, Pittsburgh, Philadelphia 15213, USA

We describe a new learning procedure, back-propagation, for networks of neurone-like units. The procedure repeatedly adjusts the weights of the connections in the network so as to minimize a measure of the difference between the actual output vector of the net and the desired output vector. As a result of the weight adjustments, internal 'hidden' units which are not part of the input or output come to represent important features of the task domain, and the regularities in the task are captured by the interactions of these units. The ability to create useful new features distinguishes back-propagation from earlier, simpler methods such as the perceptron-convergence procedure¹.

There have been many attempts to design self-organizing neural networks. The aim is to find a powerful synaptic modification rule that will allow an arbitrarily connected neural network to develop an internal structure that is appropriate for a particular task domain. The task is specified by giving the desired state vector of the output units for each state vector of the input units. If the input units are directly connected to the output units it is relatively easy to find learning rules that iteratively adjust the relative strengths of the connections so as to progressively reduce the difference between the actual and desired output vectors². Learning becomes more interesting but

more difficult when we introduce hidden units whose actual or desired states are not specified by the task. (In perceptrons, there are 'feature analysers' between the input and output that are not true hidden units because their input connections are fixed by hand, so their states are completely determined by the input vector: they do not learn representations.) The learning procedure must decide under what circumstances the hidden units should be active in order to help achieve the desired input-output behaviour. This amounts to deciding what these units should represent. We demonstrate that a general purpose and relatively simple procedure is powerful enough to construct appropriate internal representations.

The simplest form of the learning procedure is for layered networks which have a layer of input units at the bottom; any number of intermediate layers; and a layer of output units at the top. Connections within a layer or from higher to lower layers are forbidden, but connections can skip intermediate layers. An input vector is presented to the network by setting the states of the input units. Then the states of the units in each layer are determined by applying equations (1) and (2) to the connections coming from lower layers. All units within a layer have their states set in parallel, but different layers have their states set sequentially, starting at the bottom and working upwards until the states of the output units are determined.

The total input, x_j , to unit j is a linear function of the outputs, y_i , of the units that are connected to j and of the weights, w_{ji} , on these connections

$$x_j = \sum_i y_i w_{ji} \quad (1)$$

Units can be given biases by introducing an extra input to each unit which always has a value of 1. The weight on this extra input is called the bias and is equivalent to a threshold of the opposite sign. It can be treated just like the other weights.

A unit has a real-valued output, y_j , which is a non-linear function of its total input

$$y_j = \frac{1}{1 + e^{-x_j}} \quad (2)$$

† To whom correspondence should be addressed.

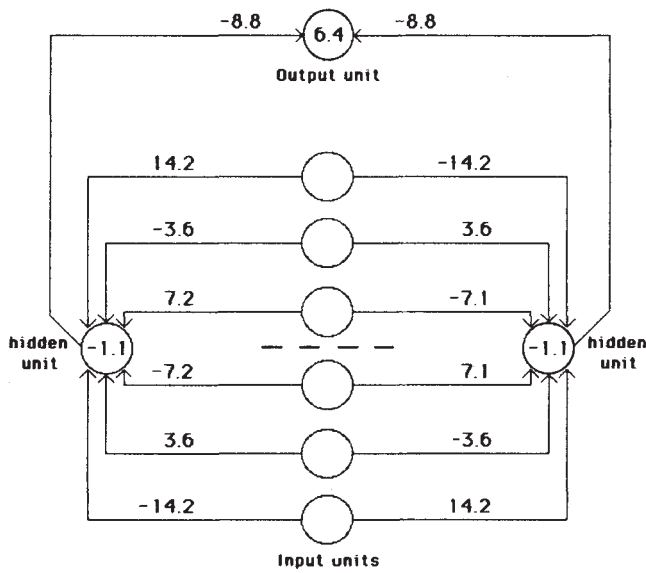


Fig. 1 A network that has learned to detect mirror symmetry in the input vector. The numbers on the arcs are weights and the numbers inside the nodes are biases. The learning required 1,425 sweeps through the set of 64 possible input vectors, with the weights being adjusted on the basis of the accumulated gradient after each sweep. The values of the parameters in equation (9) were $\epsilon = 0.1$ and $\alpha = 0.9$. The initial weights were random and were uniformly distributed between -0.3 and 0.3 . The key property of this solution is that for a given hidden unit, weights that are symmetric about the middle of the input vector are equal in magnitude and opposite in sign. So if a symmetrical pattern is presented, both hidden units will receive a net input of 0 from the input units, and, because the hidden units have a negative bias, both will be off. In this case the output unit, having a positive bias, will be on. Note that the weights on each side of the midpoint are in the ratio 1:2:4. This ensures that each of the eight patterns that can occur above the midpoint sends a unique activation sum to each hidden unit, so the only pattern below the midpoint that can exactly balance this sum is the symmetrical one. For all non-symmetrical patterns, both hidden units will receive non-zero activations from the input units. The two hidden units have identical patterns of weights but with opposite signs, so for every non-symmetric pattern one hidden unit will come on and suppress the output unit.

It is not necessary to use exactly the functions given in equations (1) and (2). Any input-output function which has a bounded derivative will do. However, the use of a linear function for combining the inputs to a unit before applying the nonlinearity greatly simplifies the learning procedure.

The aim is to find a set of weights that ensure that for each input vector the output vector produced by the network is the same as (or sufficiently close to) the desired output vector. If there is a fixed, finite set of input-output cases, the total error in the performance of the network with a particular set of weights can be computed by comparing the actual and desired output vectors for every case. The total error, E , is defined as

$$E = \frac{1}{2} \sum_c \sum_j (y_{j,c} - d_{j,c})^2 \quad (3)$$

where c is an index over cases (input-output pairs), j is an index over output units, y is the actual state of an output unit and d is its desired state. To minimize E by gradient descent it is necessary to compute the partial derivative of E with respect to each weight in the network. This is simply the sum of the partial derivatives for each of the input-output cases. For a given case, the partial derivatives of the error with respect to each weight are computed in two passes. We have already described the forward pass in which the units in each layer have their states determined by the input they receive from units in lower layers using equations (1) and (2). The backward pass which propagates derivatives from the top layer back to the bottom one is more complicated.

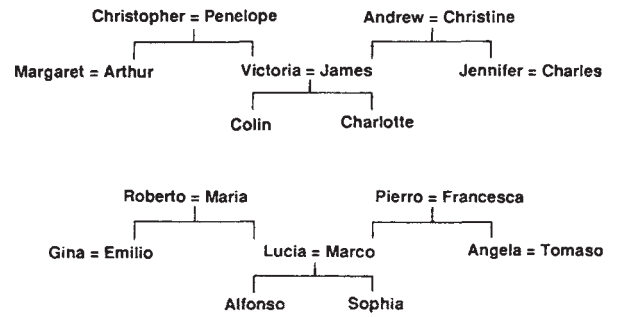


Fig. 2 Two isomorphic family trees. The information can be expressed as a set of triples of the form (person 1)(relationship)(person 2), where the possible relationships are {father, mother, husband, wife, son, daughter, uncle, aunt, brother, sister, nephew, niece}. A layered net can be said to 'know' these triples if it can produce the third term of each triple when given the first two. The first two terms are encoded by activating two of the input units, and the network must then complete the proposition by activating the output unit that represents the third term.




Fig. 3 Activity levels in a five-layer network after it has learned. The bottom layer has 24 input units on the left for representing (person 1) and 12 input units on the right for representing the relationship. The white squares inside these two groups show the activity levels of the units. There is one active unit in the first group representing Colin and one in the second group representing the relationship 'has-aunt'. Each of the two input units is totally connected to its own group of 6 units in the second layer. These groups learn to encode people and relationships as distributed patterns of activity. The second layer is totally connected to the central layer of 12 units, and these are connected to the penultimate layer of 6 units. The activity in the penultimate layer must activate the correct output units, each of which stands for a particular (person 2). In this case, there are two correct answers (marked by black dots) because Colin has two aunts. Both the input units and the output units are laid out spatially with the English people in one row and the isomorphic Italians immediately below.

The backward pass starts by computing $\partial E/\partial y$ for each of the output units. Differentiating equation (3) for a particular case, c , and suppressing the index c gives

$$\partial E/\partial y_j = y_j - d_j \quad (4)$$

We can then apply the chain rule to compute $\partial E/\partial x_j$

$$\partial E/\partial x_j = \partial E/\partial y_j \cdot dy_j/dx_j$$

Differentiating equation (2) to get the value of dy_j/dx_j and substituting gives

$$\partial E/\partial x_j = \partial E/\partial y_j \cdot y_j(1 - y_j) \quad (5)$$

This means that we know how a change in the total input x to an output unit will affect the error. But this total input is just a linear function of the states of the lower level units and it is also a linear function of the weights on the connections, so it is easy to compute how the error will be affected by changing these states and weights. For a weight w_{ji} , from i to j the derivative is

$$\begin{aligned} \partial E/\partial w_{ji} &= \partial E/\partial x_j \cdot \partial x_j/\partial w_{ji} \\ &= \partial E/\partial x_j \cdot y_i \end{aligned} \quad (6)$$

and for the output of the i^{th} unit the contribution to $\partial E/\partial y_i$




Fig. 4 The weights from the 24 input units that represent people to the 6 units in the second layer that learn distributed representations of people. White rectangles, excitatory weights; black rectangles, inhibitory weights; area of the rectangle encodes the magnitude of the weight. The weights from the 12 English people are in the top row of each unit. Unit 1 is primarily concerned with the distinction between English and Italian and most of the other units ignore this distinction. This means that the representation of an English person is very similar to the representation of their Italian equivalent. The network is making use of the isomorphism between the two family trees to allow it to share structure and it will therefore tend to generalize sensibly from one tree to the other. Unit 2 encodes which generation a person belongs to, and unit 6 encodes which branch of the family they come from. The features captured by the hidden units are not at all explicit in the input and output encodings, since these use a separate unit for each person. Because the hidden features capture the underlying structure of the task domain, the network generalizes correctly to the four triples on which it was not trained. We trained the network for 1500 sweeps, using $\epsilon = 0.005$ and $\alpha = 0.5$ for the first 20 sweeps and $\epsilon = 0.01$ and $\alpha = 0.9$ for the remaining sweeps. To make it easier to interpret the weights we introduced 'weight-decay' by decrementing every weight by 0.2% after each weight change. After prolonged learning, the decay was balanced by $\partial E/\partial w$, so the final magnitude of each weight indicates its usefulness in reducing the error. To prevent the network needing large weights to drive the outputs to 1 or 0, the error was considered to be zero if output units that should be on had activities above 0.8 and output units that should be off had activities below 0.2.

resulting from the effect of i on j is simply

$$\partial E/\partial x_j \cdot \partial x_j/\partial y_i = \partial E/\partial x_j \cdot w_{ji}$$

so taking into account all the connections emanating from unit i we have

$$\partial E/\partial y_i = \sum_j \partial E/\partial x_j \cdot w_{ji} \quad (7)$$

We have now seen how to compute $\partial E/\partial y$ for any unit in the penultimate layer when given $\partial E/\partial y$ for all units in the last layer. We can therefore repeat this procedure to compute this term for successively earlier layers, computing $\partial E/\partial w$ for the weights as we go.

One way of using $\partial E/\partial w$ is to change the weights after every input-output case. This has the advantage that no separate memory is required for the derivatives. An alternative scheme, which we used in the research reported here, is to accumulate $\partial E/\partial w$ over all the input-output cases before changing the weights. The simplest version of gradient descent is to change each weight by an amount proportional to the accumulated $\partial E/\partial w$

$$\Delta w = -\epsilon \partial E/\partial w \quad (8)$$

This method does not converge as rapidly as methods which make use of the second derivatives, but it is much simpler and can easily be implemented by local computations in parallel hardware. It can be significantly improved, without sacrificing the simplicity and locality, by using an acceleration method in which the current gradient is used to modify the velocity of the point in weight space instead of its position

$$\Delta w(t) = -\epsilon \partial E/\partial w(t) + \alpha \Delta w(t-1) \quad (9)$$

where t is incremented by 1 for each sweep through the whole set of input-output cases, and α is an exponential decay factor between 0 and 1 that determines the relative contribution of the current gradient and earlier gradients to the weight change.

To break symmetry we start with small random weights. Variants on the learning procedure have been discovered independently by David Parker (personal communication) and by Yann Le Cun³.

One simple task that cannot be done by just connecting the input units to the output units is the detection of symmetry. To detect whether the binary activity levels of a one-dimensional array of input units are symmetrical about the centre point, it is essential to use an intermediate layer because the activity in an individual input unit, considered alone, provides no evidence about the symmetry or non-symmetry of the whole input vector, so simply adding up the evidence from the individual input units is insufficient. (A more formal proof that intermediate units are required is given in ref. 2.) The learning procedure discovered an elegant solution using just two intermediate units, as shown in Fig. 1.

Another interesting task is to store the information in the two family trees (Fig. 2). Figure 3 shows the network we used, and Fig. 4 shows the 'receptive fields' of some of the hidden units after the network was trained on 100 of the 104 possible triples.

So far, we have only dealt with layered, feed-forward networks. The equivalence between layered networks and recurrent networks that are run iteratively is shown in Fig. 5.

The most obvious drawback of the learning procedure is that the error-surface may contain local minima so that gradient descent is not guaranteed to find a global minimum. However, experience with many tasks shows that the network very rarely gets stuck in poor local minima that are significantly worse than the global minimum. We have only encountered this undesirable behaviour in networks that have just enough connections to perform the task. Adding a few more connections creates extra dimensions in weight-space and these dimensions provide paths around the barriers that create poor local minima in the lower dimensional subspaces.

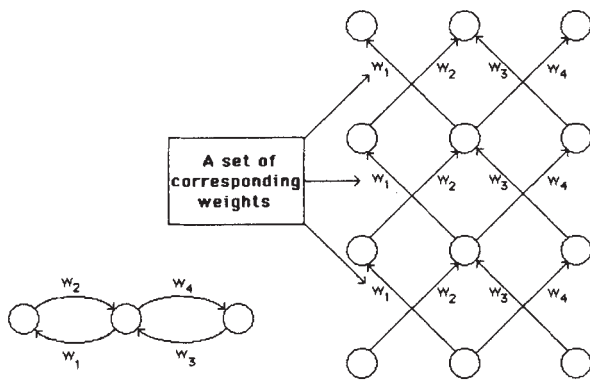


Fig. 5 A synchronous iterative net that is run for three iterations and the equivalent layered net. Each time-step in the recurrent net corresponds to a layer in the layered net. The learning procedure for layered nets can be mapped into a learning procedure for iterative nets. Two complications arise in performing this mapping: first, in a layered net the output levels of the units in the intermediate layers during the forward pass are required for performing the backward pass (see equations (5) and (6)). So in an iterative net it is necessary to store the history of output states of each unit. Second, for a layered net to be equivalent to an iterative net, corresponding weights between different layers must have the same value. To preserve this property, we average $\partial E/\partial w$ for all the weights in each set of corresponding weights and then change each weight in the set by an amount proportional to this average gradient. With these two provisos, the learning procedure can be applied directly to iterative nets. These nets can then either learn to perform iterative searches or learn sequential structures⁴.

The learning procedure, in its current form, is not a plausible model of learning in brains. However, applying the procedure to various tasks shows that interesting internal representations can be constructed by gradient descent in weight-space, and this suggests that it is worth looking for more biologically plausible ways of doing gradient descent in neural networks.

We thank the System Development Foundation and the Office of Naval Research for financial support.

Received 1 May; accepted 31 July 1986.

1. Rosenblatt, F. *Principles of Neurodynamics* (Spartan, Washington, DC, 1961).
2. Minsky, M. L. & Papert, S. *Perceptrons* (MIT, Cambridge, 1969).
3. Le Cun, Y. *Proc. Cognitiva* 85, 599-604 (1985).
4. Rumelhart, D. E., Hinton, G. E. & Williams, R. J. in *Parallel Distributed Processing: Explorations in the Microstructure of Cognition. Vol. 1: Foundations* (eds Rumelhart, D. E. & McClelland, J. L.) 318-362 (MIT, Cambridge, 1986).

Bilateral amblyopia after a short period of reverse occlusion in kittens

Kathryn M. Murphy* & Donald E. Mitchell

Department of Psychology, Dalhousie University,
Halifax Nova Scotia, Canada B3H 4J1

The majority of neurones in the visual cortex of both adult cats and kittens can be excited by visual stimulation of either eye. Nevertheless, if one eye is deprived of patterned vision early in life, most cortical cells can only be activated by visual stimuli presented to the nondeprived eye and behaviourally the deprived eye is apparently useless^{1,2}. Although the consequences of monocular deprivation can be severe, they can in many circumstances be rapidly reversed with the early implementation of reverse occlusion which forces the use of the initially deprived eye^{3,4}. However, by itself reverse occlusion does not restore a normal distribution of cortical ocular dominance³ and only promotes visual recovery in one eye^{5,6}. In an effort to find a procedure that might restore good binocular vision, we have examined the effects on acuity and cortical ocular dominance of a short, but physiologically optimal period of reverse occlusion, followed by a period of binocular vision beginning at 7.5 weeks of age. Surprisingly, despite the early introduction of binocular vision, both eyes attained acuities that were only approximately 1/3 of normal acuity levels. Despite the severe bilateral amblyopia, cortical ocular dominance appeared similar to that of normal cats. This is the first demonstration of severe bilateral amblyopia following consecutive periods of monocular occlusion.

Nine kittens were used, of which eight were monocularly deprived by eyelid suture from about the time of natural eye opening (6 to 11 days) until 5 weeks of age, at which time the initially deprived eye was opened and the other eye was sutured closed for 18 days. Physiological recordings from area 17 were made from one normal control and from five monocularly-deprived kittens, one immediately after reverse occlusion (as a control); the remaining four after a further 4 weeks at least (range 4-8 weeks) of normal binocular vision. Grating acuity thresholds were determined for both eyes of a further three kittens (subjected to the same regime—monocular deprivation, 18 days reverse suturing, followed by normal binocular vision) by use of a jumping stand^{5,7}. None of the kittens tested behaviourally were examined physiologically. Single unit recordings were made in area 17 of the anaesthetized, paralysed kittens (one normal, five experimental) with glass coated platinum-iridium electrodes. Anaesthesia was induced by

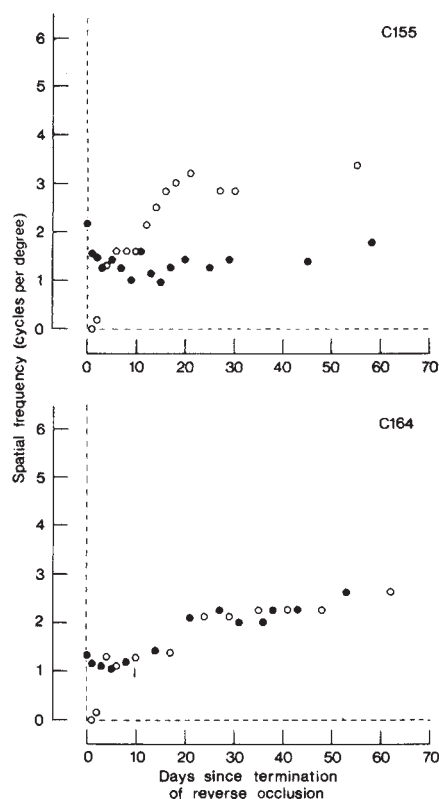


Fig. 1. Changes in visual acuity during the period of binocular vision for two kittens (C155 and C164) that were previously monocularly deprived until 5 weeks of age, and then reverse occluded for 18 days. ●, Acuity of the initially deprived eye; ○, acuity of the initially nondeprived eye.

intravenous pentothal and maintained by artificial respiration with 70% N₂O and 30% O₂ supplemented with intravenous Nembutal; EEG, EKG, body temperature, and expired CO₂ levels were monitored. The eyes were brought to focus on a tangent screen 137 cm distant from the kitten using contact lenses with 3 mm artificial pupils. Single units were recorded along one long penetration in area 17 down the medial bank of the postlateral gyrus in each hemisphere, always beginning in the hemisphere contralateral to the initially open eye. Receptive fields were sampled according to established procedures⁸, every 100 μ m along the penetration in a cortical region corresponding to the horizontal meridian of visual space. All units were located within 15° of the area centralis, with the majority within 5°.

The longitudinal changes in visual acuity of both eyes following introduction of binocular vision are shown in Fig. 1 for two representative kittens. At the end of 18 days of reverse occlusion the vision of the initially deprived eye had recovered to only rudimentary levels (1-2.5 cycles per degree) while at the same time the initially nondeprived eye had been rendered blind. During the subsequent period of binocular visual exposure the vision of both eyes improved slightly, but only to a very limited extent (to between 1.7 and 3.4 cycles per degree). The results from the third animal were very similar. After more than 2 months of binocular exposure the acuities of the initially deprived and nondeprived eyes were respectively, 2.54 and 3.35 cycles per degree. Surprisingly, after 2 months of binocular vision, the acuity of both eyes of these animals remained at about one-third to one-half of normal levels⁶. Although the initially deprived eye was opened at the peak of the sensitive period (5 weeks of age) and the initially nondeprived eye was closed for a relatively brief period of time (18 days), this deprivation regimen had a devastating and permanent effect upon the visual acuity of both eyes.

* Present address: School of Optometry, University of California, Berkeley, California 94720, USA.