



Lecture 10: Managing Risk

General ideas about Risk

Risk Management

Identifying Risks

Assessing Risks

Case Study:

Mars Polar Lander



Risk Management

About Risk

Risk is “the possibility of suffering loss”

Risk itself is not bad, it is essential to progress

The challenge is to manage the amount of risk

Two Parts:

Risk Assessment

Risk Control

Useful concepts:

For each risk: **Risk Exposure**

$$RE = p(\text{unsat. outcome}) \times \text{loss}(\text{unsat. outcome})$$

For each mitigation action: **Risk Reduction Leverage**

$$RRL = (RE_{\text{before}} - RE_{\text{after}}) / \text{cost of intervention}$$





Risk Assessment

Quantitative:

Measure risk exposure using standard cost & probability measures
Note: probabilities are rarely independent

Qualitative:

Develop a risk exposure matrix
Eg for NASA:

| | | Likelihood of Occurrence | | |
|---------------------|------------------------|--------------------------|--------------|----------|
| | | Very likely | Possible | Unlikely |
| Undesirable outcome | (5) Loss of Life | Catastrophic | Catastrophic | Severe |
| | (4) Loss of Spacecraft | Catastrophic | Severe | Severe |
| | (3) Loss of Mission | Severe | Severe | High |
| | (2) Degraded Mission | High | Moderate | Low |
| | (1) Inconvenience | Moderate | Low | Low |



Identifying Risk: Checklists

Source: Adapted from Boehm, 1989

Personnel Shortfalls

- use top talent
- team building
- training

Unrealistic schedules/budgets

- multisource estimation
- designing to cost
- requirements scrubbing

Developing the wrong Software functions

- better requirements analysis
- organizational/operational analysis

Developing the wrong User Interface

- prototypes, scenarios, task analysis

Gold Plating

- requirements scrubbing
- cost benefit analysis
- designing to cost

Continuing stream of requirements changes

- high change threshold
- information hiding
- incremental development

Shortfalls in externally furnished components

- early benchmarking
- inspections, compatibility analysis

Shortfalls in externally performed tasks

- pre-award audits
- competitive designs

Real-time performance shortfalls

- targeted analysis
- simulations, benchmarks, models

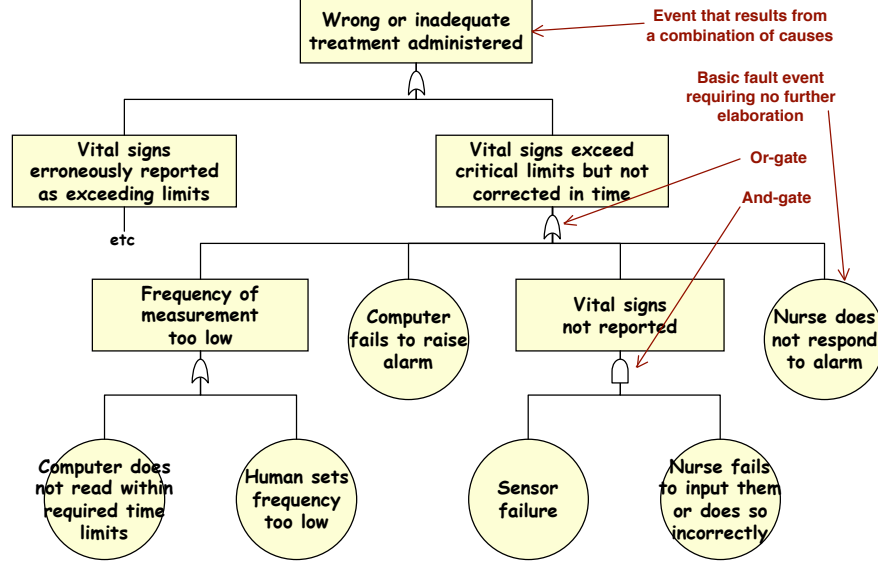
Straining computer science capabilities

- technical analysis
- checking scientific literature



Identifying Risks: Fault Tree Analysis

Source: Adapted from Leveson, "Safeware", p.321



Continuous Risk Management

Source: Adapted from SEI Continuous Risk Management Guidebook

Identify:

Search for and locate risks before they become problems

Systematic techniques to discover risks

Analyse:

Transform risk data into decision-making information

For each risk, evaluate:

- Impact
- Probability
- Timeframe

Classify and Prioritise Risks

Plan

Choose risk mitigation actions

Track

- Monitor risk indicators
- Reassess risks

Control

Correct for deviations from the risk mitigation plans

Communicate

Share information on current and emerging risks





Principles of Risk Management

Source: Adapted from SEI Continuous Risk Management Guidebook

Global Perspective

View software in context of a larger system

For any opportunity, identify both:

- Potential value
- Potential impact of adverse results

Forward Looking View

Anticipate possible outcomes

Identify uncertainty

Manage resources accordingly

Open Communications

Free-flowing information at all project levels

Value the individual voice

- Unique knowledge and insights

Integrated Management

Project management is risk management!

Continuous Process

Continually identify and manage risks

Maintain constant vigilance

Shared Product Vision

Everybody understands the mission

- Common purpose
- Collective responsibility
- Shared ownership

Focus on results

Teamwork

Work cooperatively to achieve the common goal

Pool talent, skills and knowledge



Case Study: Mars Climate Orbiter

Launched

11 Dec 1998

Mission

interplanetary weather satellite
communications relay for Mars Polar Lander


Fate:

Arrived 23 Sept 1999

No signal received after initial orbit insertion

Cause:

Faulty navigation data caused by failure to convert imperial to metric units





MCO Events

Locus of error

Ground software file called "Small Forces" gives thruster performance data
data used to process telemetry from the spacecraft

Angular Momentum Desaturation (AMD) maneuver effects underestimated
(by factor of 4.45)

Cause of error

Small Forces Data given in Pounds-seconds (lbf-s)
The specification called for Newton-seconds (N-s)

Result of error

As spacecraft approaches orbit insertion, trajectory is corrected
Aimed for periapse of 226km on first orbit

Estimates were adjusted as the spacecraft approached orbit insertion:

1 week prior: first periapse estimated at 150-170km

1 hour prior: this was down to 110km

Minimum periapse considered survivable is 85km

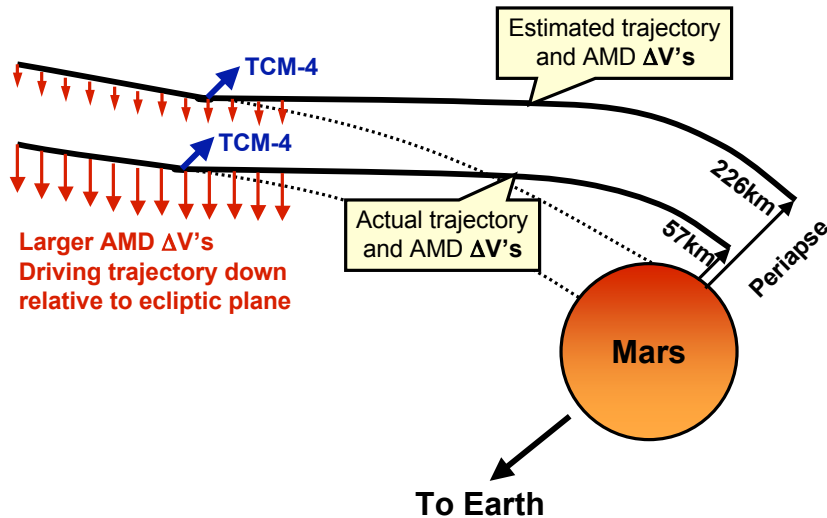
MCO entered Mars occultation 49 seconds earlier than predicted

Signal was never regained after the predicted 21 minute occultation

Subsequent analysis estimates first periapse of 57km



MCO Navigation Error





Contributing Factors

For 4 months, AMD data not used (file format errors)

Navigators calculated data by hand
File format fixed by April 1999
Anomalies in the computed trajectory became apparent almost immediately

Limited ability to investigate:

Thrust effects measured along line of sight using doppler shift
AMD thrusts are mainly perpendicular to line of sight

Poor communication

Navigation team not involved in key design decisions
Navigation team did not report the anomalies in the issue tracking system

Inadequate staffing

Operations team monitoring 3 missions simultaneously (MGS, MCO and MPL)

Operations Navigation team unfamiliar with spacecraft

Different team from development & test
Did not fully understand significance of the anomalies
Surprised that AMD was performed 10-14 times more than expected

Inadequate Testing

Software Interface Spec not used during unit test of small forces software
End-to-end test of ground software was never completed
Ground software considered less critical


Inadequate Reviews

Key personnel missing from critical design reviews

Inadquate margins...



Mars Climate Orbiter



Mars Global Surveyor





Lessons?

If it doesn't behave how you expect, it's not safe
(yes, really!)

**If your teams don't coordinate,
neither will their software**
(See: Conway's Law)

**With software, everything is connected
to everything else -- every subsystem is critical**



Sidetrack: SNAFU principle

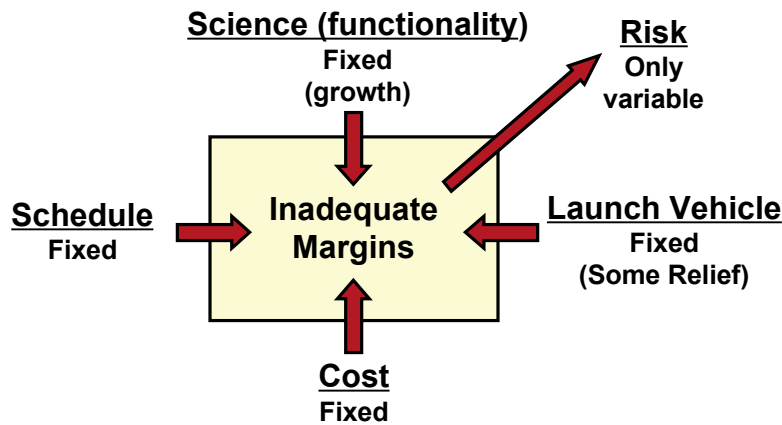
**Full communication is only possible among peers;
Subordinates are too routinely rewarded for telling
pleasant lies, rather than the truth.**

**Not a good idea to have the
IV&V teams reporting to the program office!!**





Failure to manage risk



Adapted from MPIAT - Mars Program Independent Assessment Team Summary Report,
 NASA JPL, March 14, 2000.
 See <http://www.nasa.gov/newsinfo/marsreports.html>



Symptoms of failure to manage risk:

Are overconfidence and complacency common?

the Titanic effect - "it can't happen to us!"

Do managers assume it's safe unless someone can prove otherwise?

Are warning signs routinely ignored?

What happens to diagnostic data during operations?

Does the organisation regularly collect data on anomalies?

Are *all* anomalies routinely investigated?

Is there an assumption that risk decreases?

E.g. Are successful missions used as an argument to cut safety margins?

Are the risk factors calculated correctly?

E.g. What assumptions are made about independence between risk factors?

Is there a culture of silence?

What is the experience of whistleblowers? (Can you even find any?)

