

Lagrange Duality & PCA

CS 411 Tutorial

Wenjie Luo
November 7, 2014

Lagrange Duality

The slide features a light blue background with a white, pixelated sun-like shape at the top. A white rectangular box is centered on the slide, containing the text 'PCA Tutorial' in a blue, sans-serif font. The bottom of the slide has a blue gradient with wavy lines.

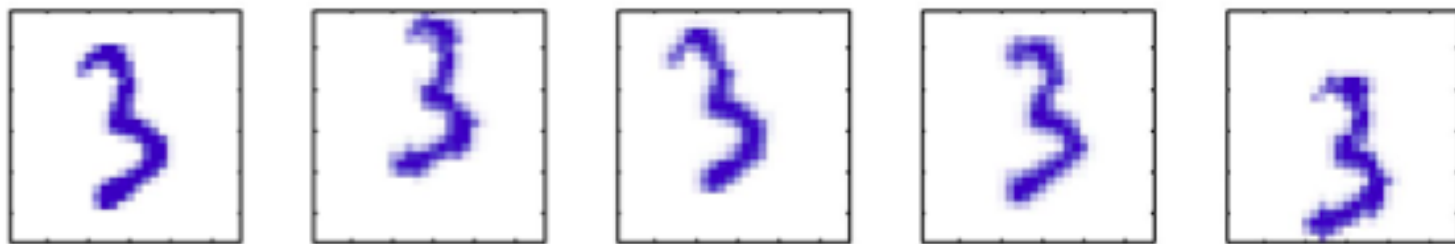
PCA Tutorial

Dimensionality Reduction

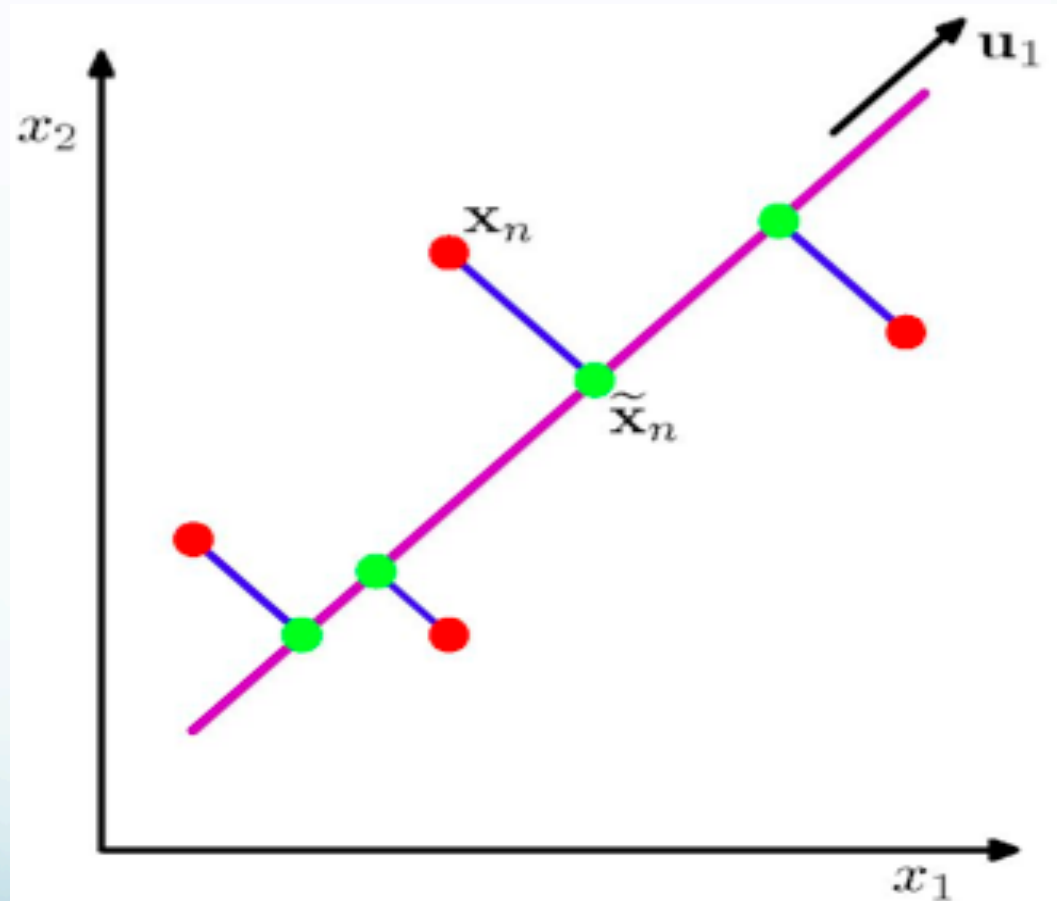
- We have some data $X \in \mathbb{R}^{N \times D}$
- D may be huge, etc.
- We would like to find a new representation $Z \in \mathbb{R}^{N \times K}$ where $K \ll D$.
 - For computational reasons.
 - To better understand (e.g., visualize) the data.
 - For compression.
 - ...
- We will restrict ourselves to linear transformations for the time being.

Example

- In this dataset, there are only 3 degrees of freedom: horizontal and vertical translations, and rotations.
- Yet each image contains 784 pixels, so X will be 784 elements wide.

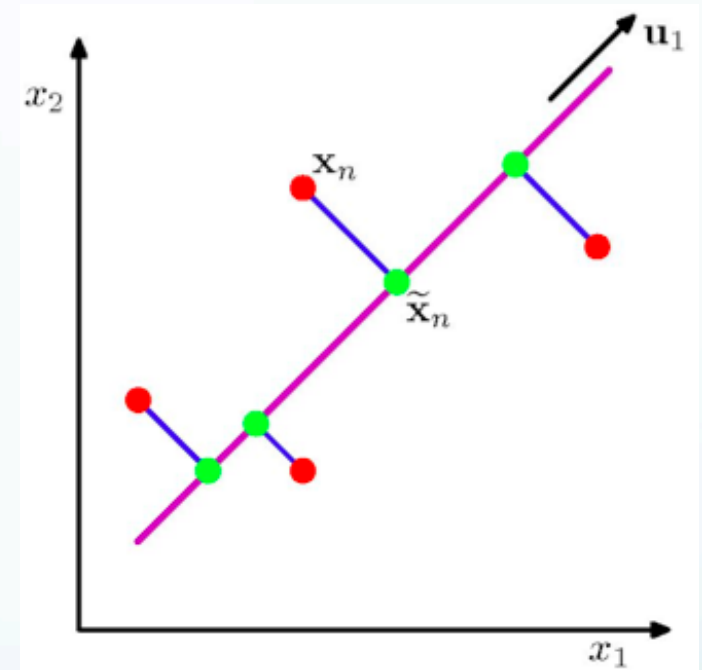


Abstract Visualization



What is a Good Transformation?

- Goal is to find good directions u that preserves “important” aspects of the data.
- In a linear setting: $z = x^T u$
- This will turn out to be the top-K eigenvalues of the data covariance.
- Two ways to view this:
 1. Find directions of *maximum variation*
 2. Find projections that *minimize reconstruction error*



Principal Component Analysis (Maximum Variance)

$$\begin{aligned} \text{maximize } & \frac{1}{2N} \sum_{n=1}^N (u_1^T x_n - u_1^T \bar{x}_n)^2 && \text{i.e.,} \\ & && \text{variance of} \\ & && \text{the projected} \\ & && \text{data} \\ & = u_1^T S u_1 \end{aligned}$$

where the sample mean and covariance are given by:

$$\bar{x} = \frac{1}{N} \sum_{n=1}^N x_n$$

$$S = \frac{1}{N} \sum_{n=1}^N (x_n - \bar{x})(x_n - \bar{x})^T$$

Finding u_1

- We want to maximize $u_1^T S u_1$

subject to $\|u_1\| = 1$
(since we are finding a direction)

- Use Lagrange multiplier α_1 to express this as

$$u_1^T S u_1 + \alpha_1 (1 - u_1^T u_1)$$

Finding u_1

- Take derivative and set to 0

$$Su_1 - \alpha_1 u_1 = 0$$

$$Su_1 = \alpha_1 u_1$$

- So u_1 is an eigenvector of S with eigenvalue α_1
- In fact it must be the eigenvector with maximum eigenvalue, since this minimizes the objective.

Finding u_2

$$\begin{aligned} &\text{maximize} && u_2^T S u_2 \\ &\text{subject to} && \|u_2\| = 1 \\ &&& u_2^T u_1 = 0 \end{aligned}$$

Lagrange form:

$$u_2^T S u_2 + \alpha_2(1 - u_2^T u_2) - \beta u_2^T u_1$$

Finding β :

$$\frac{\partial}{\partial u_2} = S u_2 - \alpha_2 u_2 - \beta u_1 = 0$$

$$\implies u_1^T S u_2 - \alpha_2 u_1^T u_2 - \beta u_1^T u_1 = 0$$

$$\implies \alpha_1 u_1^T u_2 - \alpha_2 u_1^T u_2 - \beta u_1^T u_1 = 0$$

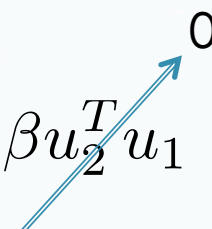
$$\implies \alpha_1 \cdot 0 - \alpha_2 \cdot 0 - \beta \cdot 1 = 0$$

$$\implies \beta = 0$$

Finding u_2

$$\begin{aligned} &\text{maximize} && u_2^T S u_2 \\ &\text{subject to} && \|u_2\| = 1 \\ &&& u_2^T u_1 = 0 \end{aligned}$$

Lagrange form:

$$u_2^T S u_2 + \alpha_2(1 - u_2^T u_2) - \beta u_2^T u_1$$


Finding α_2 :

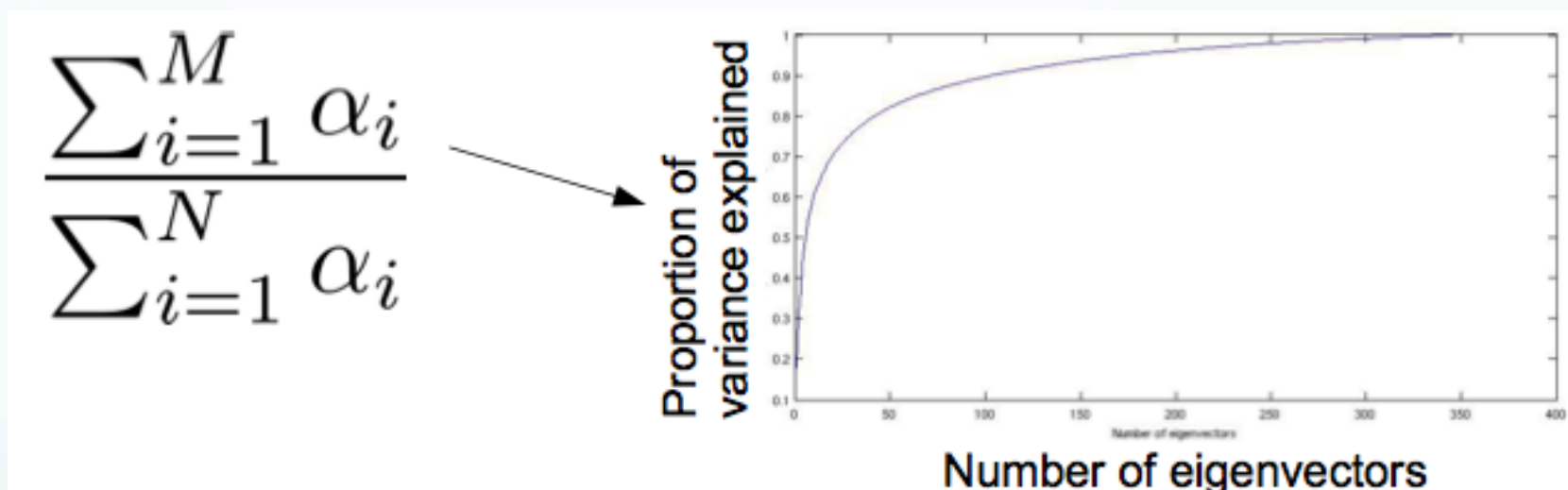
$$\begin{aligned} \frac{\partial}{\partial u_2} &= S u_2 - \alpha_2 u_2 = 0 \\ \implies & S u_2 = \alpha_2 u_2 \end{aligned}$$

So α_2 must be the second largest eigenvalue of S .

PCA in General

- We can compute the entire PCA solution by just computing the eigenvectors with the top-k eigenvalues.
- These can be found using the singular value decomposition of S .

- How do we choose the number of components?



- Look at the spectrum of covariance, pick K to capture most of the variation.
- More principled: Bayesian treatment (beyond this course).

Demo

- Eigenfaces

Principal Component Analysis (Minimum Reconstruction Error)

- We can also think of PCA as minimizing the *reconstruction error* of the compressed data.

$$\text{minimize} = \frac{1}{2N} \sum_{n=1}^N \|x_n - \hat{x}_n\|^2$$


- We will omit the details for now, but the key is that we define some K-dimensional basis such that:

$$\hat{x} = Wx + \text{const}$$

- The solution will turn out to be the same as the minimum variance formulation.

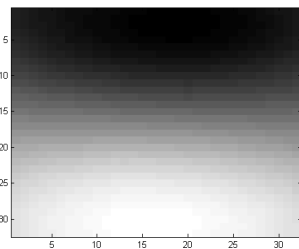
Reconstruction

- PCA learns to represent vectors in terms of sums of basis vectors.
- For images, e.g.,

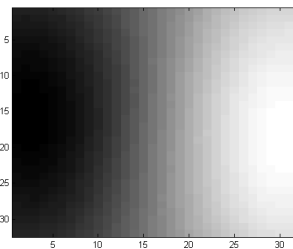


=


a_1



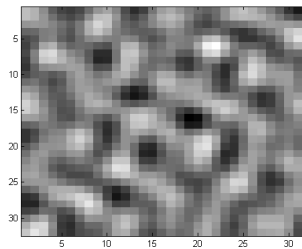
+ a_2



+ a_3



+ ... + a_{100}



+ ...

PCA for Compression

D=1

D=5

D=10



D=50

D=100

D=200

321x481 image, D is the number of basis vectors used

D in this slide is the same as K in the previous slides



Summary





Thank You ;-)